

The Humble Beginnings of a Vaunted Program

Lacrosse, a sport developed by the American Indians, was first introduced at the University of North Carolina at Chapel Hill in 1937.

The first Carolina teams in the late 1930s, which weren't officially recognized by the University's athletic department, used the football team's discarded helmets and cleats until team members could afford to buy their own helmets, gloves and sticks. The team played its home games on a field across the street from Woollen Gymnasium.

In those days, Carolina played in what was called the Dixie Lacrosse League with Duke University, the University of Virginia, Washington & Lee University, Loyola College and the Washington Lacrosse Club. The initial Carolina teams of the late 1930s were coached by Albert C. Cornsweet, a 1929 graduate of Brown University.

Most of the players on those early lacrosse teams worked part-time jobs to stay in school. After all, it was the height of the Great Depression. There were some scholarship

iated with the athletic department as a member of the business staff and he began to coach the lacrosse team at UNC. Varsity status was officially awarded and letters first granted to members of the 1949 team.

After being accorded varsity status by the athletic department in 1949, the team was admitted as a member of the United States Intercollegiate Lacrosse Association in 1950. The 1951 team featured the program's first All-America player. Nick Sowell was named the first-team All-America goalie that year by the U.S. Intercollegiate Lacrosse Association.

After Coach Alan Moore left Chapel Hill following the 1953 campaign, the 1954 squad was coached by George Good, a captain in the United States Marine Corps, and it posted a dismal 0-6 mark. It proved to be a foreboding ledger because after a six-year period from 1949-54, the team's status as a varsity sport at Carolina came to an end. For a decade the men's lacrosse program at the University would lie dormant, but by no means permanently damaged.

Permanent Varsity Status Granted to Men's Lacrosse in 1964

Lacrosse was resurrected at Carolina in 1964 as a varsity program. It competed on a non-scholarship level for 10 years prior to moving up to awarding scholarships with the arrival of head coach Paul Doty during the 1973-74 school year.

Despite its rather brief history on campus in comparison to other UNC sports, North Carolina lacrosse has been something very special.

Since 1949 the all-time Tar Heel record stands at 332-202-2. Tar Heel teams have won NCAA Division I national championships in 1981, 1982, 1986 and 1991. Carolina teams have also captured Atlantic Coast Conference championships in 1981, 1982, 1985, 1988, 1989, 1990, 1991, 1992, 1993, 1994 and 1996.

The 1981 and 1982 teams won 26 games in succession, comprising one of the Top 10 longest winning streaks in collegiate lacrosse history. Twenty times since first qualifying in 1976 the Tar Heels have competed in the NCAA Division I Men's Lacrosse Championship.

After a pair of losing seasons in 1966 and 1967, Jim Bischoff, whose team was winless in 1967, coached the Heels to a 7-4 mark in 1968. In addition, Bischoff's 1968 team was the first Tar Heel squad to earn a national ranking from the USILA, finishing 25th in the final poll.



Carolina players (clockwise from top left) Ryan Wade, Alex Martin, Holmes Harden, Brooks Matthews and Joe Bedell celebrate the Tar Heels' 18-13 victory over Towson in the 1991 NCAA championship game.


Mueller Tutors the Likes of Kramer and Peterson

In 1969, Fred Mueller began a successful four-year run as UNC's head coach. The 1970 Tar Heels were Mueller's best team as it finished seventh in the country in the USILA poll with a 9-2 record. Among Mueller's great players were Peter Kramer, who won the Kelly Award as the nation's outstanding goalkeeper in 1969, and attackman Harper Peterson, who, just like Kramer, was named a first-team All-America three times in his career.

Tar Heel fencing coach Ron Miller took over the coaching duties on an interim basis and led the team to a 12-5 record in 1973. Those 12 wins stood as Carolina's school record for victories in a season until it was broken by the 1982 national championship squad. The Tar Heels also set a school record in 1973 for regular-season games played in a season with 17 contests on tap.

Carolina lacrosse entered a new era in 1974 when the program hired Paul Doty as the first full-time head coach in school history. That same year, the team moved up to scholarship status with the first athletic grants in aid in the sport being awarded during the 1974-75 school year.

Doty led UNC to national Top 10 rankings in both 1976 and 1977 and to UNC's first two NCAA Tournament appearances. Another program milestone achieved under Doty's tutelage was Carolina's 13-10 victory over Virginia during the 1976 season. It marked the first time Carolina had ever defeated either Maryland or Virginia, the two schools which had dominated ACC lacrosse up to that point



Steve Martel (#6) and Pat Welsh (#26) celebrate Welsh's last second goal which lifted the Tar Heels to an 11-10 victory over Johns Hopkins in 1985 at Fetzer Field.

football players who competed in the sport as well. Rumor has it that Carolina football coach Ray Wolf made the football players compete in the sport of lacrosse so they'd learn how to run.

In the late 1940s, Bill Darden became affil-

in time.

An Era of Excellence under Willie Scroggs

In 1978, UNC went to the hotbed of college lacrosse, Johns Hopkins University in Baltimore, and hired the Blue Jays' top assistant, Willie Scroggs, as the Tar Heels' new head coach. It was a move that bore fruit for a dozen years until Scroggs retired from coaching at the end of the 1990 season to become associate athletic director for games operations and outdoor facilities at UNC. The decision to pursue Coach Scroggs was made by then athletic director Bill Cobey whose philosophy was that you go to the best program in the game and recruit a top assistant to build your program.

Tar Heel teams were 120-37 during the Scroggs era and were invited to the NCAA Tournament 11 straight seasons from 1980 through 1990. In nine of Scroggs' 12 years, UNC made the NCAA Tournament semifinal round and the 1981, 1982 and 1986 squads won the NCAA Division I championship. The Tar Heels were 17-8 in NCAA post-season play during his tenure. Scroggs' teams won ACC titles in 1981, 1982, 1985, 1988, 1989 and 1990. In addition, the 1982 team finished the season ranked #1 in the nation in the final USILA poll.

When Scroggs announced his retirement in May of 1990, the University turned to Dave Klarmann, who had been the top assistant to Scroggs for 11 seasons. The move paid off in instant results. In Klarmann's first season at the helm of the Tar Heels, he led the team to a 16-0 record and the 1991 NCAA and ACC championships. That team also finished first in the USILA poll for only the second time in school history.

In 1993, the Heels again finished first in the USILA poll, marking the second such finish in Klarmann's coaching tenure and the third in the history of Tar Heel lacrosse. Carolina also made the NCAA championship game for the fifth time in history in 1993, dropping a scintillating 13-12 decision to Syracuse in the final moments of play.

Klarmann resigned following the 2000 season after leading Carolina to five ACC championships in his tenure. Carolina athletic director Dick Baddour then looked to the same plan employed by Bill Cobey in 1978 and he went to lacrosse superpower Johns Hopkins, this time hiring away the Blue Jays' head coach, John Haus, to lead Carolina into the new millennium.

Stellar Play in the NCAA Tournament

In winning four NCAA championships since 1981, Carolina teams have been involved in some of the most exciting games in the tour-

namment's 31-year history.

In 1981, UNC went through the regular season unbeaten and it was ranked #2 behind three-time defending national champion Johns Hopkins entering the tournament. The Tar Heels swept to lopsided wins over Syracuse and Navy in Chapel Hill in the first two rounds of the tournament before meeting the unbeaten Blue Jays in the national championship game at Princeton's Palmer Stadium. Before a crowd of 13,943, UNC scored six straight goals in the third and fourth quarters to overcome a three-goal Hopkins advantage and eventually triumph 14-13.

In 1982, the Heels swept through the regular season unscathed. In the NCAA Tournament, UNC routed Navy and Cornell, setting up a championship game rematch with Johns Hopkins. In a game dominated by the two teams' defenses, UNC beat the Blue Jays 7-5 behind five goals by junior attackman David

NCAA Tournament Appearance Leaders (10 or More Appearances)

Johns Hopkins.....	30
Maryland.....	25
Virginia.....	25
Syracuse.....	21
North Carolina.....	20
Navy.....	20
Cornell.....	15
Loyola.....	14
Massachusetts.....	13
Army.....	12
Princeton.....	12
Brown.....	11
Hofstra.....	11
Notre Dame.....	10


(through 2001 NCAA Tournament)

Atlantic Coast Conference Men's Lacrosse Titles

Maryland.....	23
(1955-56-57-58-59-60-61-63-65-66-67-68-72-73-74-76-77-78-79-80-85-87-98)	
Virginia.....	14
(1962-64-69-70-71-75-80-83-84-85-86-97-99-2000)	
North Carolina.....	11
(1981-82-85-88-89-90-91-92-93-94-96)	
Duke.....	3
(1954-95-2001)	

Wingate.

Carolina's third NCAA championship came in 1986 and it was clearly the most unexpected of the quartet. The Heels were seeded fifth going into the tournament. No team seeded lower than fourth had ever made the championship game prior to 1986 and none lower than third had ever won the title. Ironically, in winning the national championship, the Tar Heels avenged all three of their regular-season losses and in the exact same order in which they had lost to those teams earlier in the season. After



John Webster starred as a dynamic attackman on some outstanding teams in the early 1990s including the 1991 NCAA championship team and the 1993 NCAA finalist squad.

a 12-10 quarterfinal win at Maryland, UNC headed to the first-ever NCAA Lacrosse Final Four. Carolina was well prepared heading to Delaware for the semifinals and it avenged a 16-4 regular-season loss to two-time defending NCAA champion Johns Hopkins by beating the Blue Jays 10-9. Carolina won on senior Mike Tummillo's goal off a Gary Seivold assist a little over two minutes into the extra period. Two days later against Virginia, UNC and the Cavaliers traded the lead throughout the championship contest with neither team holding more than a two-goal advantage at any time. Another overtime period was required to settle the issue and Gary Seivold came through again, scoring 1:50 into the extra session to give the title to Carolina.

Like the 1981 and 1982 teams, 1991's national championship team finished the season unbeaten. UNC opened NCAA Tournament play in 1991 by defeating a tough Loyola squad 11-9 in the quarterfinals at a rain-soaked Fetzer Field. Six days later, the Tar Heels handed Syracuse its only NCAA home playoff loss in history as Carolina routed the Orangemen 19-13 at the Carrier Dome. Two days later against surprise NCAA finalist Towson, Carolina led 11-4 at the half and went on to win the game 18-13, holding off a furious second rally by the Tigers. The Tar Heel victory was led by senior attackman Dennis Goldstein, the National Player of the Year, who was the championship game's MVP. Goldstein led UNC past Syracuse with four goals and he added four goals and four assists in the title game against Towson.

A Bevy of All-America Selections and USILA Award Winners

Over the past 23 seasons, UNC players have earned 111 All-America accolades and 74 All-Atlantic Coast Conference citations. Nine Tar Heels have been named ACC Player-of-the-Year--attackman Michael Burnett in 1981, goalkeeper Tom Sears in 1982, defenseman Randy Cox in 1984, attackman Mac Ford in 1985, defenseman Graham Harden in 1991, defenseman Alex Martin in 1992, midfielder Ryan Wade in both 1993 and 1994 and midfielder Jason Wade in 1996. Scroggs was



Senior captain Gary Burns led the Tar Heels to the national championship in 1982 culminating with a 7-5 title game win over Johns Hopkins.

tapped as ACC Coach-of-the-Year in 1988 and Klarmann won the same honor in 1991, 1993, 1994 and 1996. In 1989, midfielder Jim Buczek was named as the ACC Rookie-of-the-Year. Attackman Jeff Sonke won the same award in 1998. Seven ACC Tournament Most Valuable Players have been Tar Heels--attackman Michael Thomas in 1989, defenseman Joe Breschi in 1990, attackman Dennis Goldstein in 1991, attackman John Webster in 1992, attackman Dan Levy in 1993, goalkeeper Rocco D'Andraia in 1994 and goalkeeper Brooks Brown in 1996.

Carolina has had at least one first-team All-America selection in 16 seasons since 1979. In 1981, 1991 and 1993, UNC had three first-team selections and the 1984, 1985, 1992 and 1996 squads had two each. In 1982, five of the 11 players named to the first-team All-America squad were Tar Heels, a rather astounding feat.

Peter Kramer started Carolina's long list of USILA award winners when he won the Kelly Award as the nation's top goalie in 1969. In 1981 and 1982, Tom Sears won the Kelly Award as the nation's outstanding goalkeeper.

In 1982, he also captured the Enners Award as the National Player-of-the-Year and the Brine Award as the outstanding player in the NCAA championship game. A year later, in 1983, Peter Voelkel won the McLaughlin Award as the nation's outstanding midfielder. In 1984, Tom Haus won the first of his three Schmeisser Cups as the nation's outstanding defensive player. He went on to win the Schmeisser Cup again in 1986 and 1987. In 1986, Haus was also tapped for the Enners Award as National Player-of-the-Year. Gary Seivold's two-goal, two-assist effort in the 1986 championship game win over Virginia earned him the Brine Award as the game's Most Valuable Player.

Carolina added to that jackpot of top awards during the 1991 season. The USILA tapped Goldstein as the National Player-of-the-Year as well as the MVP of the NCAA championship game. Graham Harden captured the Schmeisser Cup as the top defender and Andy Piazza became the first Tar Heel to win the Kelly Award as the nation's top goalie since Sears won the honor in 1982. In 1992, Jim Buczek won the McLaughlin Award as the nation's top midfielder. A year later, the USILA honored Ryan Wade as the top midfielder in America. Ryan Wade's younger brother, Jason Wade, won the McLaughlin Award as the nation's top middle performer in 1996.

Scroggs was named National Coach-of-the-Year in 1981 by the USILA and he was an assistant coach for the U.S. team which won the title at the 1982 World Lacrosse Games in Baltimore. Sears was the starting goalkeeper for that U.S. team and was named the All-World goalie. Midfielder Joey Seivold, '87, and defenseman Randy Cox, '84, both played on the U.S. team which won the title at the



One of Carolina's biggest wins in recent years came when a 6-9 Tar Heel team in 1999 upset three-time defending NCAA champion Princeton in overtime.

1986 World Lacrosse Games in Toronto. Three other Tar Heels--Steve Stenersen, '82, Pete Voelkel, '83, and Mac Ford, '85, were alternates on that team. Ford went on to play on the U.S. team which swept to the title at the 1990 World Lacrosse Games in Perth, Australia. He was named the top attackman from amongst the four nations that competed in the tournament. Former UNC midfielder Robin Cornish, a native of Perth, also competed in the 1990 World Lacrosse Games as a middle on the host Aussie squad. Carolina sent two representatives to the 1994 World Lacrosse Games in Manchester, England as the Americans won again. Former UNC defenseman Joe Breschi, '90, and midfielder Ryan Wade, '94, were stars on the U.S. team. The World Lacrosse Games returned to the United States again in 1998 and both Breschi, now the head coach at Ohio State, and Ryan Wade made return engagements as members of the American team.

A Legacy of Great Players on the Hill

In 1979, defenseman Ralph "Rip" Davy became the first Tar Heel to be named a first-team All-America. Midfielder Kevin Griswold earned similar honors a year later and was a key player on the 1981 and '82 title teams. Defenseman Gary Burns, '82, was named to All-America teams on three occasions. Midfielder Doug Hall was the hero of the 1981 NCAA championship game victory, scoring three goals, and he was a first-team All-America that season. Jeff Homire, another midfielder was a first-team All-America in 1982. Chris Walker, '87, was a three-time All-America selection on defense. He played much of his career with the talented Boyd Harden, a first-team All-America in 1988. The brothers Seivold, Joey a midfielder and Gary an attackman, both of whom graduated in 1987, both won some form of USILA All-America honors each of their four years as members of the Carolina Blue and White. Another standout defenseman was Joe Breschi, who led Tar Heel teams to the NCAA Final Four in both 1989 and 1990. In 1993, the Tar Heels said good-bye to a quartet of outstanding talents. Attackman John Webster left Carolina amongst career leaders in goals (109), assists (79) and points (188). Midfielder Donnie McNichol had 109 ground balls in 1993. In addition, his 1993 season total of 108 faceoffs won and his .740 faceoff percentage were school records. Defensemen Alex Martin and Greg Paradine were also spectacular. Both were first-team All-Americans. The 1996 senior class included the likes of first-team All-America midfielders Jude Collins and Jason Wade, both talented in very different ways on the lacrosse field. The most recent All-America was attackman Jeff Sonke, second team in 2000 and 2001.

Year	Overall Record	ACC Record	ACC Regular Season Finish	ACC Tournament Finish	Head Coach	NCAA Tournament USILA Poll Finish	Finish
1949	0-8				Bill Darden		
1950	4-6				Bill Darden		
1951	1-5				Alan C. Moore		
1952	5-6-1				Alan C. Moore		
1953	4-7				Alan C. Moore		
1954	0-6	0-2	Fourth		George Good		
1964	1-5	1-2	Third		Conrad Steele		
1965	5-2	1-2	Third		Conrad Steele		
1966	3-6	0-2	Tied Third		Conrad Steele		
1967	0-7-1	0-3	Fourth		Jim Bischoff		
1968	7-4	1-2	Third		Jim Bischoff	25th	
1969	5-4	1-2	Third		Fred Mueller	21st	
1970	9-2	1-2	Third		Fred Mueller	7th	
1971	6-5	1-2	Third		Fred Mueller	22nd	None
1972	7-5	1-2	Third		Fred Mueller	23rd	None
1973	12-5	2-2	Third		Ron Miller	17th	None
1974	6-5	2-2	Third		Paul Doty	15th	None
1975	8-6	2-2	Tied Second		Paul Doty	11th	None
1976	9-3	3-1	Second		Paul Doty	5th	Quarterfinalist
1977	8-4	2-2	Tied Third		Paul Doty	7th	Quarterfinalist
1978	6-6	1-3	Fourth		Paul Doty	14th	None
1979	4-3	1-3	Fourth		Willie Scroggs	11th	None
1980	8-4	2-2	Tied Third		Willie Scroggs	9th	Semifinalist
1981	12-0	4-0	Champion		Willie Scroggs	2nd	Champion
1982	14-0	4-0	Champion		Willie Scroggs	1st	Champion
1983	9-4	1-2	Third		Willie Scroggs	5th	Semifinalist
1984	9-4	2-1	Second		Willie Scroggs	5th	Semifinalist
1985	10-3	2-1	Tri-Champion		Willie Scroggs	3rd	Semifinalist
1986	11-3	1-2	Third		Willie Scroggs	5th	Champion
1987	9-4	1-2	Third		Willie Scroggs	5th	Quarterfinalist
1988	9-3	3-0	Champion		Willie Scroggs	3rd	Quarterfinalist
1989	13-5	2-1	Second	Champion	Willie Scroggs	7th	Semifinalist
1990	12-4	2-1	Second	Champion	Willie Scroggs	4th	Semifinalist
1991	16-0	3-0	Champion	Champion	Dave Klarmann	1st	Champion
1992	12-3	3-0	Champion	Champion	Dave Klarmann	2nd	Semifinalist
1993	14-2	2-1	Second	Champion	Dave Klarmann	1st	Finalist
1994	10-5	2-1	Co-Champion	Champion	Dave Klarmann	4th	Quarterfinalist
1995	9-7	1-2	Third	Runnerup	Dave Klarmann	8th	First Round
1996	12-5	2-1	Co-Champion	Champion	Dave Klarmann	2nd	Quarterfinalist
1997	6-7	0-3	Fourth	Semifinalist	Dave Klarmann	15th	None
1998	7-8	0-3	Fourth	Semifinalist	Dave Klarmann	10th	First Round
1999	6-9	1-2	Tied Third	Semifinalist	Dave Klarmann	15th	None
2000	8-6	0-3	Fourth	Semifinalist	Dave Klarmann	14th	None
2001	6-6	1-2	Tied Third	Semifinalist	John Haus	16th	None
Totals	.332-202-2	.59-66	.8 Regular Season	.7 Tournament Championships		.34 Top 25 Finishes	20 NCAA Tournament Bids




1981 NCAA Champions



1982 NCAA Champions



1986 NCAA Champions



1991 NCAA Champions

ADELPHI (UNC leads 6-0) 1968 . . . H W 9-4 1982 . . . N W 14-11 1983 . . . N W 18-8 1984 . . . H W 17-8 1990 . . . N W 16-9 1991 . . . H W 19-8 AIR FORCE (UNC leads 5-0) 1968 . . . H W 8-5 1976 . . . H W 21-5 1977 . . . N W 21-7 1978 . . . H W 16-7 1999 . . . A W 18-5 AMHERST (UNC leads 1-0) 1953 . . . A W 8-1 ANNAPOLIS LACROSSE CLUB (Annapolis Lacrosse Club leads 1-0) 1949 . . . H L 3-9 ARMY (UNC leads 3-0) 1983 . . . A W 12-6% 1993 . . . H W 14-5% 1994 . . . H W 16-10 AUGUSTA MILITARY ACADEMY (UNC leads 1-0) 1953 . . . H W 9-3 BALTIMORE (UNC leads 5-2) 1950 . . . A L 0-9 1951 . . . H L 2-17 1972 . . . A W 8-7 1973 . . . A W 13-9 1981 . . . H W 15-4 1982 . . . A W 16-6 1983 . . . H W 12-4 BROWN (UNC leads 2-0) 1985 . . . H W 16-14% 1992 . . . H W 16-10% BUCKNELL (Series Tied 1-1) 1969 . . . H W 8-4 2001 . . . N L 4-9 BUTLER (UNC leads 6-1) 1995 . . . H W 21-5 1996 . . . A W 16-7 1997 . . . H W 11-5 1998 . . . A L 12-13 1999 . . . N W 12-11	2000 . . . H W 13-7 2001 . . . H W 12-10 COLGATE (UNC leads 1-0) 1999 . . . H W 17-8 CORNELL (Cornell leads 4-1) 1953 . . . H L 3-16 1954 . . . H L 1-11 1966 . . . H L 6-13 1982 . . . H W 15-8% 1988 . . . H L 4-6% C.W. POST (UNC leads 3-0) 1986 . . . N W 11-7 1988 . . . A W 15-1 1989 . . . A W 9-5 DARTMOUTH (UNC leads 4-3) 1952 . . . H L 2-16 1953 . . . H L 5-14 1954 . . . H L 4-12 1972 . . . H W 11-5 1973 . . . H W 11-8 1990 . . . H W 23-5 1994 . . . H W 21-9 1998 . . . H W 17-10 DELAWARE (UNC leads 7-5) 1949 . . . H L 2-13 1949 . . . H L 3-10 1949 . . . H L 0-10 1950 . . . H L 4-15 1978 . . . H W 9-8 1980 . . . H W 13-6 1984 . . . H W 11-3 1997 . . . H W 21-7 1998 . . . A W 14-12 1999 . . . A L 16-18 2000 . . . H W 8-7 2001 . . . A W 13-4 DENISON (Series Tied 1-1) 1966 . . . H L 4-11 1973 . . . H W 8-6 DENVER (UNC leads 1-0) 1999 . . . A W 7-4 DUKE (UNC leads 34-14) 1952 . . . A L 7-11 1953 . . . A L 4-13 1954 . . . A L 1-15 1964 . . . A W 14-0 1965 . . . H W 14-7 1967 . . . A L 6-12 1968 . . . H W 13-7	1969 . . . A W 12-10 1970 . . . H W 20-5 1971 . . . A W 7-4 1972 . . . H W 15-7 1973 . . . A W 11-10 1974 . . . H W 17-15 1975 . . . A W 13-5 1976 . . . H W 24-4 1977 . . . A W 12-7 1978 . . . H W 17-10 1979 . . . A W 10-4 1980 . . . H W 10-6 1981 . . . A W 22-5 1982 . . . H W 18-5 1983 . . . A W 19-5 1984 . . . H W 18-4 1985 . . . A W 11-9 1986 . . . H W 9-8* 1987 . . . A L 9-10 1988 . . . H W 18-9 1989 . . . A W 14-8 1989 . . . H W 18-6^ 1990 . . . H W 26-13 1991 . . . A W 15-6 1991 . . . A W 11-8^ 1992 . . . H W 9-8 1993 . . . A W 13-9 1993 . . . N W 13-6^ 1994 . . . H W 23-9 1995 . . . A W 13-8 1995 . . . H L 6-14^ 1996 . . . H L 10-11 1996 . . . N W 18-8^ 1997 . . . A L 7-8 1998 . . . H L 9-13 1998 . . . N L 14-16% 1999 . . . A W 10-9 1999 . . . H L 7-9^ 2000 . . . A L 8-13 2001 . . . H L 8-11 2001 . . . N L 9-11^ EAST CAROLINA (UNC leads 5-0) 1966 . . . H W 15-6 1970 . . . A W 13-3 1971 . . . A W 12-5 1972 . . . H W 17-3 1973 . . . A W 20-6 FAIRFIELD (UNC leads 2-0) 2000 . . . H W 12-11 2001 . . . H W 12-7 FAIRLEIGH DICKINSON (UNC leads 4-2) 1967 . . . H L 4-11 1968 . . . H W 9-4 1969 . . . H L 10-11 1970 . . . H W 12-11 1971 . . . H W 8-3 1973 . . . H W 12-1	FRANKLIN & MARSHALL (UNC leads 2-0) 1989 . . . H W 13-2 1990 . . . H W 20-9 GEORGIA TECH (UNC leads 1-0) 1980 . . . H W 23-0 HARTWICK (UNC leads 1-0) 1965 . . . H W 14-2 HARVARD (Series Tied 1-1) 1953 . . . A L 6-17 1990 . . . H W 18-3% HOBART (Series Tied 1-1) 1983 . . . N L 9-12 1989 . . . H W 20-11 HOFSTRA (Hofstra leads 3-1) 1978 . . . A L 9-10* 1996 . . . A L 9-10 1997 . . . A W 10-4 2000 . . . A L 12-20 JOHNS HOPKINS (Johns Hopkins leads 17-12) 1977 . . . A L 9-16% 1981 . . . N W 14-13% 1982 . . . A W 13-12* 1982 . . . N W 7-5% 1983 . . . H W 14-13# 1983 . . . A L 9-12% 1984 . . . A L 3-4 1984 . . . A L 9-14% 1985 . . . H W 11-10 1986 . . . A L 4-16 1986 . . . N W 10-9*% 1987 . . . H L 10-11 1987 . . . A L 10-11% 1988 . . . A L 5-6 1989 . . . H L 10-16 1989 . . . N L 6-10% 1990 . . . A W 11-6 1991 . . . H W 11-6 1992 . . . A W 14-8 1993 . . . H W 14-9 1993 . . . N W 16-10% 1994 . . . A W 11-9 1995 . . . H L 9-13 1996 . . . A L 8-9 1997 . . . H L 7-15 1998 . . . A L 9-16 1999 . . . H L 12-21 2000 . . . A L 8-10 2001 . . . H L 4-12
--	--	--	---

LEHIGH (UNC leads 3-1-1) 1951 . . . H L 3-6 1952 . . . H T 8-8 1995 . . . H W . . . 12-11@ 1996 . . . H W . . . 17-8 2000 . . . H W . . . 11-10	1995 . . . A L . . . 12-13 1995 . . . H W . . . 14-9^ 1996 . . . H W . . . 17-16 1997 . . . A L . . . 12-13* 1998 . . . H L . . . 11-12 1998 . . . N L . . . 8-13^ 1999 . . . A L . . . 7-13 2000 . . . H L . . . 9-10 2001 . . . A L . . . 7-11	NEW HAMPSHIRE (UNC leads 2-0) 1987 . . . N W . . . 13-6 1988 . . . H W . . . 20-5	PENN STATE (UNC leads 9-0) 1976 . . . A W . . . 20-14 1977 . . . H W . . . 18-14 1978 . . . A W . . . 13-7 1989 . . . H W . . . 17-6 1990 . . . H W . . . 13-6 1991 . . . H W . . . 15-3 1993 . . . H W . . . 25-3 1994 . . . N W . . . 16-8 1996 . . . H W . . . 18-9
LOYOLA (UNC leads 9-6) 1985 . . . H W . . . 10-5 1986 . . . A W . . . 10-6 1987 . . . A W . . . 17-5 1989 . . . A W . . . 12-5% 1990 . . . A L . . . 10-11 1991 . . . H W . . . 11-9% 1992 . . . A L . . . 6-7 1993 . . . H W . . . 17-8 1994 . . . A L . . . 12-14 1995 . . . H L . . . 12-13* 1995 . . . A L . . . 11-17% 1996 . . . A W . . . 12-9 1997 . . . H W . . . 17-11 1998 . . . A W . . . 12-6 1999 . . . H L . . . 7-10	MARYLAND-BALTIMORE COUNTY (UNC leads 14-5) 1970 . . . A W . . . 12-6 1971 . . . H W . . . 16-7 1972 . . . A W . . . 15-7 1973 . . . H W . . . 14-10 1974 . . . A L . . . 7-10 1975 . . . H L . . . 9-12 1979 . . . H W . . . 18-10 1980 . . . A L . . . 9-18 1981 . . . H W . . . 19-7 1982 . . . A W . . . 19-6 1983 . . . H W . . . 18-6 1984 . . . A W . . . 23-11 1985 . . . H W . . . 13-7 1986 . . . H W . . . 15-5 1987 . . . A W . . . 20-3 1998 . . . H W . . . 11-8 1999 . . . A L . . . 13-14 2000 . . . H W . . . 15-9 2001 . . . A L . . . 10-11	NORFOLK NAVAL AIR STATION (UNC leads 2-0) 1952 . . . H W . . . 12-5 1952 . . . H W . . . 15-3	PFEIFFER (UNC leads 1-0) 2001 . . . H W . . . 27-7
MARYLAND (Maryland leads 29-17) 1964 . . . A L . . . 3-25 1965 . . . H L . . . 9-19 1966 . . . A L . . . 0-18 1967 . . . H L . . . 3-21 1968 . . . A L . . . 2-10 1969 . . . H L . . . 5-16 1970 . . . A L . . . 8-10 1971 . . . H L . . . 3-15 1972 . . . A L . . . 4-12 1973 . . . A L . . . 1-19 1974 . . . H L . . . 8-16 1975 . . . A L . . . 9-13 1976 . . . H L . . . 10-12* 1977 . . . A L . . . 6-14 1978 . . . H L . . . 11-23 1979 . . . A L . . . 5-9 1980 . . . H L . . . 12-18 1981 . . . A W . . . 13-12# 1982 . . . H W . . . 16-11 1983 . . . A L . . . 9-11 1984 . . . H W . . . 19-11 1985 . . . A L . . . 5-10 1986 . . . H L . . . 9-10 1986 . . . A W . . . 12-10% 1987 . . . A L . . . 6-16 1988 . . . H W . . . 12-6 1989 . . . A L . . . 4-5 1990 . . . H W . . . 12-7 1990 . . . N W . . . 12-5^ 1991 . . . A W . . . 8-6 1991 . . . N W . . . 18-8^ 1992 . . . H W . . . 15-13 1992 . . . A W . . . 11-10^ 1993 . . . A W . . . 12-6 1993 . . . A W . . . 18-10^ 1994 . . . H W . . . 12-7 1994 . . . N W . . . 8-7^	MASSACHUSETTS (UNC leads 2-0) 1953 . . . A W . . . 6-3 1977 . . . A W . . . 12-10	NORTH CAROLINA STATE (UNC leads 7-3) 1973 . . . A W . . . 17-2 1974 . . . H W . . . 27-2 1975 . . . A W . . . 23-8 1976 . . . A W . . . 19-4 1977 . . . H W . . . 16-10 1978 . . . A L . . . 6-12 1979 . . . H L . . . 7-16 1980 . . . A L . . . 15-20 1981 . . . H W . . . 19-17 1982 . . . A W . . . 22-9	PRINCETON (Princeton leads 7-4) 1975 . . . H L . . . 11-12 1978 . . . H W . . . 12-8 1992 . . . H W . . . 9-8 1992 . . . N L . . . 14-16% 1993 . . . A W . . . 7-5 1994 . . . N L . . . 9-16 1995 . . . N L . . . 8-9 1996 . . . N L . . . 9-16 1997 . . . H L . . . 9-10 1998 . . . A L . . . 10-18 1999 . . . H W . . . 10-9*
	MICHIGAN STATE (UNC leads 2-0) 1987 . . . H W . . . 21-5% 1992 . . . N W . . . 18-8	NOTRE DAME (UNC leads 2-0) 1995 . . . H W . . . 11-8 1996 . . . A W . . . 11-10	RADFORD (UNC leads 6-0) 1990 . . . N W . . . 25-7 1991 . . . A W . . . 29-4 1992 . . . H W . . . 26-3 1995 . . . H W . . . 21-5 1996 . . . H W . . . 24-4 1997 . . . H W . . . 16-3
	MOUNT SAINT MARY'S (UNC leads 2-0) 1992 . . . A W . . . 20-5 1993 . . . H W . . . 15-4	OHIO STATE (UNC leads 7-0) 1965 . . . H W . . . 8-5 1968 . . . H W . . . 9-7 1972 . . . H W . . . 8-7 1989 . . . N W . . . 29-1 1995 . . . H W . . . 20-3 1998 . . . A W . . . 18-5 2000 . . . H W . . . 13-8	RANDOLPH-MACON (UNC leads 2-0) 1973 . . . H W . . . 19-10 1974 . . . A W . . . 18-7
	NAVY (UNC leads 9-6) 1975 . . . H L . . . 4-11 1976 . . . A L . . . 4-10 1976 . . . A L . . . 9-13% 1978 . . . H L . . . 11-16 1980 . . . A W . . . 18-11% 1981 . . . H W . . . 17-8% 1982 . . . H W . . . 16-2% 1984 . . . H W . . . 11-4 1985 . . . A W . . . 15-11 1996 . . . H W . . . 24-7 1997 . . . A L . . . 12-13 1998 . . . H W . . . 17-7 1999 . . . A L . . . 6-8 2000 . . . H W . . . 11-10* 2001 . . . A W . . . 11-10	OHIO WESLEYAN (UNC leads 3-0) 1969 . . . H W . . . 7-3 1988 . . . H W . . . 8-4 1989 . . . H W . . . 20-7	RENNSELAER POLYTECHNIC (UNC leads 1-0) 1973 . . . H W . . . 13-7
		OLD DOMINION (Series Tied 1-1) 1949 . . . H L . . . 1-2 1950 . . . H W . . . 3-2	ROANOKE (UNC leads 18-1) 1970 . . . H W . . . 19-3 1971 . . . A W . . . 14-3 1972 . . . H L . . . 7-9 1973 . . . A W . . . 11-1 1974 . . . H W . . . 15-12 1975 . . . A W . . . 8-6 1976 . . . H W . . . 10-5 1977 . . . A W . . . 13-5 1978 . . . H W . . . 14-10 1979 . . . A W . . . 9-5 1980 . . . H W . . . 14-10 1981 . . . A W . . . 20-13 1982 . . . H W . . . 19-10 1983 . . . H W . . . 17-8

1984 . . . H W . . . 10-2	1991 . . . N W .18-13%	2000 . . . H L . . . 7-13	1977 . . . H L . . . 7-13
1985 . . . H W . . . 22-6	TRINITY	2000 . . . N L .16-17#^	1978 . . . A L . . . 4-6
1986 . . . H W . . . 21-3	(UNC leads 1-0)	2001 . . . A W . . . 7-5	1979 . . . H W . . . 13-6
1987 . . . H W . . . 22-3	1953 . . . A W . . . 11-5	VIRGINIA MILITARY INSTI- TUTE	1980 . . . A W . . . 7-5
1988 . . . H W . . . 24-2		(UNC leads 6-1)	1981 . . . H W . . . 18-9
SALISBURY STATE	VILLANOVA	1949 . . . A L . . . 3-14	1982 . . . A W . . . 11-8
(UNC leads 1-0)	(UNC leads 3-0-1)	1950 . . . H W . . . 7-5	1983 . . . H W . . . 21-4
1975 . . . H W . . . 19-7	1967 . . . H T . . . 10-10	1993 . . . H W . . . 27-6	1985 . . . H W . . . 19-5
STONY BROOK	1989 . . . H W . . . 17-3	1994 . . . A W . . . 15-4	WESTERN MARYLAND
(UNC leads 5-0)	1991 . . . N W . . . 24-5	1995 . . . H W . . . 26-8	(UNC leads 1-0)
1991 . . . H W . . . 19-2	1992 . . . H W . . . 18-7	1996 . . . A W . . . 23-3	1950 . . . H W . . . 12-4
1993 . . . N W . . . 18-3	VIRGINIA	1997 . . . A W . . . 22-2	WILLIAM & MARY
1994 . . . A W . . . 14-4	(Virginia leads 34-19)	VIRGINIA TECH	(UNC leads 3-0)
1995 . . . A W . . . 14-6	1949 . . . H L . . . 1-12	(UNC leads 7-0)	1973 . . . A W . . . 9-8
1998 . . . A W . . . 13-7	1950 . . . A L . . . 0-17	1950 . . . H W . . . 11-2	1974 . . . H W . . . 19-10
SWARTHMORE	1953 . . . A L . . . 3-18	1951 . . . H W . . . 17-2	1975 . . . A W . . . 13-1
(Series Tied 1-1)	1954 . . . H L . . . 5-17	1952 . . . H W . . . 12-5	WILLIAMS
1964 . . . H L . . . 8-10	1964 . . . H L . . . 4-18	1952 . . . A W . . . 10-3	(Williams leads 5-0)
1965 . . . H W . . . 15-5	1965 . . . A L . . . 9-12	1975 . . . H W . . . 24-3	1950 . . . H L . . . 0-10
SYRACUSE	1966 . . . H L . . . 5-8	1976 . . . A W . . . 12-4	1951 . . . H L . . . 2-14
(Syracuse leads 11-6)	1967 . . . A L . . . 6-11	1977 . . . H W . . . 32-5	1952 . . . H L . . . 5-17
1981 . . . H W . . . 13-6%	1968 . . . H L . . . 7-13	WASHINGTON COLLEGE	1953 . . . H L . . . 6-13
1984 . . . N L . . . 9-10	1969 . . . A L . . . 3-7	(Washington College leads 10- 5)	1954 . . . H L . . . 1-10
1985 . . . A L .13-14*^	1970 . . . H L . . . 4-11	1950 . . . H L . . . 4-14	YALE
1986 . . . H W . . . 9-7	1971 . . . A L . . . 2-14	1951 . . . H L . . . 3-14	(Yale leads 3-0)
1987 . . . H W . . . 13-11	1972 . . . H L . . . 5-15	1952 . . . H L . . . 6-15	1952 . . . H L . . . 1-23
1988 . . . A L .11-12*^	1973 . . . A L . . . 6-14	1964 . . . H L . . . 5-17	1966 . . . H L . . . 5-8
1989 . . . H L . . . 7-11	1974 . . . H L .11-17	1966 . . . A L . . . 2-9	1968 . . . H L . . . 3-7
1990 . . . A L . . . 9-14	1975 . . . A L . . . 6-10	1967 . . . H L . . . 7-18	*Overtime
1990 . . . N L .10-21%	1976 . . . H W . . . 13-10	1968 . . . A L . . . 9-10	#Double Overtime
1991 . . . H W . . . 10-3	1977 . . . A L . . . 7-15	1969 . . . H L . . . 7-9	@Triple Overtime
1991 . . . A W .19-13%	1978 . . . H L . . . 8-9*	1970 . . . A W . . . 7-6	\$Forfeit Victory
1992 . . . A L .10-15	1979 . . . A L . . . 5-8	1971 . . . H W . . . 11-6	%NCAA Tournament
1993 . . . H W . . . 14-10	1980 . . . H W . . . 14-5	1973 . . . A L . . . 9-10	^ACC Tournament
1993 . . . N L .12-13%	1980 . . . A L .10-11#%	1974 . . . H W . . . 15-14	
1994 . . . A L .10-17	1981 . . . A W . . . 11-6	1975 . . . A L .11-12	
1996 . . . N L .12-19%	1982 . . . H W . . . 15-9	1987 . . . H W . . . 21-7	
TOWSON	1983 . . . A L .10-16	1988 . . . H W . . . 17-5	
(UNC leads 16-5)	1984 . . . H L .11-12*^	WASHINGTON & LEE	
1966 . . . A W . . . 6-4	1984 . . . A W .11-2%	(W&L leads 14-13)	
1967 . . . H L . . . 6-13	1985 . . . A W . . . 17-8	1949 . . . H L . . . 1-17	
1968 . . . A W . . . 8-2	1986 . . . H L . . . 9-11	1950 . . . A L . . . 2-16	
1969 . . . H W . . . 7-4	1986 . . . N W .10-9*%	1951 . . . H L . . . 3-12	
1970 . . . A W . . . 12-0	1987 . . . A W . . . 18-7	1952 . . . A L . . . 5-16	
1971 . . . H L . . . 6-11	1988 . . . H W . . . 15-5	1953 . . . H L . . . 2-11	
1972 . . . A L . . . 6-18	1989 . . . A W . . . 11-5	1954 . . . H L . . . 4-14	
1973 . . . H L . . . 4-15	1989 . . . H W . . . 7-5^	1964 . . . A L . . . 7-11	
1974 . . . A L . . . 5-15	1990 . . . H L . . . 13-14	1965 . . . H W . . . 15-11	
1975 . . . H W . . . 1-0\$	1990 . . . A W .10-6^	1966 . . . A W . . . 6-5	
1976 . . . A W . . . 10-9	1991 . . . A W .11-10	1967 . . . H L . . . 8-11	
1977 . . . H W . . . 19-7	1992 . . . H W . . . 14-9	1968 . . . A W . . . 13-7	
1980 . . . A W . . . 14-10	1992 . . . N W .14-5^	1969 . . . H W . . . 13-7	
1981 . . . H W . . . 19-3	1993 . . . A L .12-13*^	1970 . . . A W . . . 8-7	
1982 . . . A W . . . 14-5	1994 . . . H L . . . 6-16	1971 . . . H L . . . 3-10	
1983 . . . H W . . . 18-7	1994 . . . A W .15-7^	1972 . . . A L .11-12	
1984 . . . A W . . . 17-6	1994 . . . H L .10-12%	1973 . . . H L . . . 9-14	
1985 . . . H W . . . 20-6	1995 . . . A L .12-15	1974 . . . A L . . . 8-18	
1986 . . . A W . . . 8-6	1996 . . . H W . . . 19-18	1975 . . . H W .13-12*^	
1989 . . . H W . . . 19-8%	1996 . . . A W .13-11^	1976 . . . A W . . . 9-6	
	1997 . . . A L . . . 5-20		
	1997 . . . A L .13-17^		
	1998 . . . H L . . . 4-15		
	1999 . . . A L .14-17		

1949 (0-8)**Head Coach: Bill Darden**

Delaware..... L ..2-13
Delaware..... L ..3-10
Delaware..... L ..0-10
Old Dominion..... L ..1-2
Annapolis Lacrosse Club..... L ..3-9
at VMI..... L ..3-14
Washington & Lee..... L ..1-17
Virginia..... L ..1-12
Total Goals..... .14-87

1950 (4-6)**Head Coach: Bill Darden**

Old Dominion..... W ...3-2
Williams..... L ..0-10
Delaware..... L ..4-14
VMI..... W ...7-5
Washington College... L ..4-14
at Washington & Lee... L ..2-16
Western Maryland... W ...12-4
at Virginia..... L ..0-17
at Baltimore..... L ...0-9
Virginia Tech..... W ...11-2
Total Goals..... .43-93

1951 (1-5)**Head Coach: Alan C. Moore**

Williams..... L ..2-14
Lehigh..... L ..3-6
Washington College... L ..3-14
Baltimore..... L ..2-17
Virginia Tech..... W ...17-2
Washington & Lee... L ..3-12
Total Goals..... .30-65

1952 (5-6-1)**Head Coach: Alan C. Moore**

Georgetown..... W ...12-8
Dartmouth..... L ..2-16
Williams..... L ..5-17
Yale..... L ..1-23
Lehigh..... T ...8-8
Norfolk Naval Air Station..... W ...12-5
Washington College... L ..6-15
Norfolk Naval Air Station..... W ...15-3
Virginia Tech..... W ...12-5
at Washington & Lee... L ..5-16
at Virginia Tech..... W ...10-3
at Duke..... L ..7-11
Total Goals..... .95-130

1953 (4-7)**Head Coach: Alan C. Moore**

Williams..... L ..6-13
Cornell..... L ..3-16
Dartmouth..... L ..5-14
at Massachusetts..... W ...6-3
at Amherst..... W ...8-1
at Trinity..... W ...11-5
at Harvard..... L ..6-17
Augusta Military Academy..... W ...9-3
Washington & Lee... L ..2-11
at Duke..... L ..4-13
at Virginia..... L ..3-18
Total Goals..... .63-119

1954 (0-6, ACC 0-2)**Head Coach: George Good**

Cornell..... L ..1-11
Dartmouth..... L ..4-12
Williams..... L ..1-10
at Duke..... L ..1-15
Washington & Lee... L ..4-14
Virginia..... L ..5-17
Total Goals..... .16-79

1964 (1-5, ACC 1-2)**Head Coach: Conrad Steele**

Washington College... L ..5-17
Swarthmore..... L ..8-10
Virginia..... L ..4-18
at Maryland..... L ..3-25
at Washington & Lee... L ..7-11
at Duke..... W ...14-0
Total Goals..... .41-81

1965 (5-2, ACC 1-2)**Head Coach: Conrad Steele**

Ohio State..... W ...8-5
Swarthmore..... W ...15-5
at Virginia..... L ..9-12
Hartwick..... W ...14-2
Washington & Lee... W ...15-11
Duke..... W ...14-7
Maryland..... L ..9-19
Total Goals..... .84-61

1966 (3-6, ACC 0-2)**Head Coach: Conrad Steele**

Yale..... L ...5-8
East Carolina..... W ...15-6
Cornell..... L ..6-13
Denison..... L ..4-11
at Washington & Lee... W ...6-5
Virginia..... L ...5-8
at Maryland..... L ..0-18
at Washington College... L ..2-9
at Towson..... W ...6-4
Total Goals..... .49-82

1967 (0-7-1, ACC 0-3)**Head Coach: Jim Bischoff**

Washington College... L ..7-18
Fairleigh Dickinson... L ..4-11
Villanova..... T ...10-10
Washington & Lee... L ..8-11
at Virginia..... L ..6-11
Maryland..... L ..3-21
Towson..... L ..6-13
at Duke..... L ..6-12
Total Goals..... .50-107

1968 (7-4, ACC 1-2)**Head Coach: Jim Bischoff**

Adelphi..... W ...9-4
Yale..... L ...3-7
Ohio State..... W ...9-7
Air Force..... W ...8-5
Virginia..... L ..7-13
at Washington & Lee... W ...13-7
at Washington College... L ..9-10
at Towson..... W ...8-2
Fairleigh Dickinson... W ...9-4
Duke..... W ...13-7
at Maryland..... L ..2-10
Total Goals..... .90-76

1969 (5-4, ACC 1-2)**Head Coach: Fred Mueller**

Ohio Wesleyan..... W ...7-3
Washington College... L ...7-9
Bucknell..... W ...8-4
Towson..... W ...7-4
at Virginia..... L ...3-7
Fairleigh Dickinson... L ...10-11
Washington & Lee... W ...13-7
Maryland..... L ...5-16
at Duke..... W ...12-10
Total Goals..... .72-71

1970 (9-2, ACC 1-2)**Head Coach: Fred Mueller**

Pennsylvania..... W ...7-5
at Washington College... W ...7-6
at Towson..... W ...12-0
at UMBC..... W ...12-6
Fairleigh Dickinson... W ...12-11
Virginia..... L ..4-11
at East Carolina..... W ...13-3
Roanoke..... W ...19-3
at Maryland..... L ..8-10
at Washington & Lee... W ...8-7
Duke..... W ...20-5
Total Goals..... .122-67

1971 (6-5, ACC 1-2)**Head Coach: Fred Mueller**

Pennsylvania..... L ...2-8
Washington College... W ...11-6
at Virginia..... L ..2-14
Maryland..... L ..3-15
Towson..... L ..6-11
Fairleigh Dickinson... W ...8-3
at East Carolina..... W ...12-5
at Roanoke..... W ...14-3
Washington & Lee... L ..3-10
UMBC..... W ...16-7
at Duke..... W ...7-4
Total Goals..... .84-86

1972 (7-5, ACC 1-2)**Head Coach: Fred Mueller**

at Maryland..... L ..4-12
at Baltimore..... W ...8-7
Wittenburg..... W ...11-7
Dartmouth..... W ...11-5
Ohio State..... W ...8-7
at UMBC..... W ...15-7
Virginia..... L ..5-15
at Towson..... L ..6-18
East Carolina..... W ...17-3
Roanoke..... L ...7-9
Duke..... W ...15-7
at Washington & Lee... L ...11-12
Total Goals..... .118-109

1973 (12-5, ACC 2-2)**Head Coach: Ron Miller**

at Washington College... L ..9-10
Rensselaer Polytechnic W ...13-7
at Roanoke..... W ...11-1
Baltimore..... W ...13-9
Dartmouth..... W ...11-8
Denison..... W ...8-6
at N.C. State..... W ...17-2
Randolph-Macon... W ...19-10
at East Carolina..... W ...20-6

at Maryland..... L ...1-19
UMBC..... W ...14-10
at Virginia..... L ...6-14
at William & Mary... W ...9-8
Fairleigh Dickinson... W ...12-1
Towson..... L ..4-15
Washington & Lee... L ...9-14
at Duke..... W ...11-10
Total Goals..... .187-150

1974 (6-5, ACC 2-2)**Head Coach: Paul Doty**

Maryland..... L ...8-16
at Randolph-Macon... W ...18-7
N.C. State..... W ...27-2
at Towson..... L ...5-15
Virginia..... L ...11-17
at UMBC..... L ...7-10
Roanoke..... W ...15-12
at Washington & Lee... L ...8-18
William & Mary... W ...19-10
Washington College... W ...15-14
Duke..... W ...17-15
Total Goals..... .150-136

1975 (8-6, ACC 2-2)**Head Coach: Paul Doty**

Salisbury State..... W ...19-7
at N.C. State..... W ...23-8
at Maryland..... L ...9-13
Navy..... L ..4-11
Princeton..... L ...11-12
Towson..... W ...1-0
UMBC..... L ...9-12
Virginia Tech..... W ...24-3
at Virginia..... L ...6-10
at Washington College... L ...11-12
at Roanoke..... W ...8-6
at William & Mary... W ...13-1
Washington & Lee (OT)W ...13-12
at Duke..... W ...13-5
Total Goals..... .164-112

1976 (9-3, ACC 3-1)**Head Coach: Paul Doty**

Maryland (OT)..... L ...10-12
at N.C. State..... W ...19-4
at Washington & Lee... W ...9-6
at Virginia Tech..... W ...12-4
Virginia..... W ...13-10
at Towson..... W ...10-9
Roanoke..... W ...10-5
at Navy..... L ..4-10
at Penn State..... W ...20-14
Duke..... W ...24-4
Air Force..... W ...21-5
at Navy*..... L ...9-13
Total Goals..... .161-96

*NCAA Quarterfinals

1977 (8-4, ACC 2-2)**Head Coach: Paul Doty**

at Maryland..... L ...6-14
at Virginia..... L ...7-15
N.C. State..... W ...16-10
Towson..... W ...19-7
Penn State..... W ...18-14
Washington & Lee... L ...7-13
Virginia Tech..... W ...32-5
at Roanoke..... W ...13-5

at Duke. W . . .12-7
 at Massachusetts. . . . W . .12-10
 Air Force#. W . . .21-7
 at Johns Hopkins* L . .9-16
Total Goals172-123
 *NCAA Quarterfinals

1978 (6-6, ACC 1-3)

Head Coach: Paul Doty
 Virginia (OT). L . . .8-9
 Princeton. W . . .12-8
 at Washington & Lee. . . . L . .4-6
 Air Force. W . . .16-7
 Delaware. W . . .9-8
 Maryland. L . . .11-23
 at Penn State. W . . .13-7
 at Hofstra (OT) L . .9-10
 Duke. W . . .17-10
 Roanoke W . . .14-10
 at N.C. State L . .6-12
 Navy. L . . .11-16
Total Goals130-126

1979 (4-3, ACC 1-3)

Head Coach: Willie Scroggs
 at Virginia L . . .5-8
 Washington & Lee . . . W . .13-6
 UMBC W . . .18-10
 at Maryland. L . . .5-9
 at Duke. W . . .10-4
 at Roanoke W . . .9-5
 N.C. State L . .7-16
Total Goals67-58

1980 (8-4, ACC 2-2)

Head Coach: Willie Scroggs
 Virginia. W . . .14-5
 at Towson. W . .14-10
 Georgia Tech W . .23-0
 Delaware. W . .13-6
 Maryland. L . .12-18
 Duke. W . .10-6
 at UMBC. L . .9-18
 Roanoke W . .14-10
 at N.C. State L . .15-20
 at Washington & Lee . . . W . .7-5
 at Navy* W . .18-11
 at Virginia@ (2 OT) . . . L . .10-11
Total Goals159-120
 *NCAA Quarterfinals
 @NCAA Semifinals

1981 (12-0, ACC 4-0)

NCAA Division I & Atlantic Coast Conference Champions
Head Coach: Willie Scroggs
 at Virginia. W . .11-6
 Towson. W . .19-3
 Baltimore W . .15-4
 at Maryland (2 OT). . . . W . .13-12
 at Duke. W . .22-5
 UMBC W . .19-7
 at Roanoke W . .20-13
 N.C. State W . .19-17
 Washington & Lee . . . W . .18-9
 Syracuse* W . .13-6
 Navy@ W . .17-8
 Johns Hopkins+. W . .14-13
Total Goals200-103
 *NCAA Quarterfinals

@NCAA Semifinals
 +NCAA Division I Championship Game (Princeton, N.J.)

1982 (14-0, ACC 4-0)

NCAA Division I & Atlantic Coast Conference Champions
Head Coach: Willie Scroggs
 Virginia. W . .15-9
 at Towson. W . .14-5
 Adelphi#. W . .14-11
 Maryland W . .16-11
 at Johns Hopkins (OT) W . .13-12
 Duke. W . .18-5
 at UMBC W . .19-6
 at Washington & Lee . . . W . .11-8
 Roanoke W . .19-10
 at N.C. State W . .22-9
 at Baltimore W . .16-6
 Navy*. W . .16-2
 Cornell@ W . .15-8
 Johns Hopkins+. W . .7-5
Total Goals215-107

*NCAA Quarterfinals

@NCAA Semifinals
 +NCAA Division I Championship Game (Charlottesville, Va.)

1983 (9-4, ACC 1-2)

Head Coach: Willie Scroggs
 Hobart#. L . .9-12
 Towson. W . .18-7
 Adelphi% W . .18-8
 at Maryland. L . .9-11
 Johns Hopkins (2 OT) . . . W . .14-13
 at Duke. W . .19-5
 UMBC W . .18-6
 Baltimore W . .12-4
 Washington & Lee . . . W . .21-4
 Roanoke W . .17-8
 at Virginia L . .10-16
 at Army*. W . .12-6
 at Johns Hopkins@ L . .9-12
Total Goals186-112
 *NCAA Quarterfinals
 @NCAA Semifinals

1984 (9-4, ACC 2-1)

Head Coach: Willie Scroggs
 Syracuse# L . .9-10
 at Towson. W . .17-6
 Navy. W . .11-4
 Delaware. W . .11-3
 Maryland W . .19-11
 at Johns Hopkins L . .3-4
 Duke. W . .18-4
 at UMBC W . .23-11
 Roanoke W . .10-2
 Adelphi. W . .17-8
 Virginia (OT). L . .11-12
 at Virginia*. W . .11-2
 at Johns Hopkins@ L . .9-14
Total Goals169-91
 *NCAA Quarterfinals
 @NCAA Semifinals

1985 (10-3, ACC 2-1)

Atlantic Coast Conference Tri-Champion
Head Coach: Willie Scroggs
 at Syracuse (OT) L . .13-14
 Washington & Lee W . .19-5
 Towson. W . .20-6
 at Navy. W . .15-11
 at Maryland. L . .5-10
 Johns Hopkins. W . .11-10
 at Duke. W . .11-9
 UMBC W . .13-7
 Roanoke W . .22-6
 Loyola. W . .10-5
 at Virginia. W . .17-8
 Brown*. W . .16-14
 at Syracuse@ (OT) L . .13-14
Total Goals185-119
 *NCAA Quarterfinals
 @NCAA Semifinals

1986 (11-3, ACC 1-2)

NCAA Division I Champion
Head Coach: Willie Scroggs
 at Pennsylvania. W . .12-4
 Syracuse W . .9-7
 at Towson. W . .8-6
 C.W. Post#. W . .11-7
 at Loyola#. W . .10-6
 Maryland. L . .9-10
 at Johns Hopkins L . .4-16
 UMBC W . .15-5
 Roanoke W . .21-3
 Duke (OT) W . .9-8
 Virginia. L . .9-11
 at Maryland*. W . .12-10
 Johns Hopkins@ (OT). W . .10-9
 Virginia+ (OT) W . .10-9
Total Goals149-111
 *NCAA Quarterfinals
 @NCAA Semifinals
 +NCAA Division I Championship Game (Newark, Del.)

1987 (9-4, ACC 1-2)

Head Coach: Willie Scroggs
 Washington College . . . W . .21-7
 Pennsylvania. W . .22-7
 Syracuse W . .13-11
 New Hampshire# W . .13-6
 at Loyola#. W . .17-5
 at Maryland. L . .6-16
 Johns Hopkins. L . .10-11
 at UMBC W . .20-3
 Roanoke W . .22-3
 at Duke L . .9-10
 at Virginia. W . .18-7
 Michigan State\$ W . .21-5
 at Johns Hopkins* L . .10-11
Total Goals202-102
 \$NCAA First Round
 *NCAA Quarterfinals

1988 (9-3, ACC 3-0)

Atlantic Coast Conference Champion
Head Coach: Willie Scroggs
 Roanoke W . .24-2
 Washington College . . . W . .17-5
 Ohio Wesleyan W . .8-4

at Syracuse (OT) L . .11-12
 at Pennsylvania. W . .9-6
 New Hampshire W . .20-5
 Maryland W . .12-6
 at Johns Hopkins L . .5-6
 Virginia. W . .15-5
 Duke. W . .18-9
 at C.W. Post W . .15-1
 Cornell*. L . .4-6
Total Goals158-67
 *NCAA Quarterfinals

1989 (13-5, ACC 2-1)

Atlantic Coast Conference Champion
Head Coach: Willie Scroggs
 Penn State. W . .17-6
 Franklin & Marshall . . . W . .13-2
 Syracuse L . .7-11
 Ohio Wesleyan W . .20-7
 Hobart. W . .20-11
 Ohio State& W . .29-1
 Villanova& W . .17-3
 at Maryland. L . .4-5
 Johns Hopkins. L . .10-16
 at C.W. Post W . .9-5
 at Virginia. W . .11-5
 at Duke. W . .14-8
 Virginia^ W . .7-5
 Duke^ W . .18-6
 Pennsylvania L . .7-13
 Towson\$. W . .19-8
 at Loyola*. W . .12-5
 Johns Hopkins@ L . .6-10
Total Goals240-127
 ^Atlantic Coast Conference Tournament (Chapel Hill, N.C.)
 \$NCAA First Round
 *NCAA Quarterfinals
 @NCAA Semifinals (College Park, Md.)

1990 (12-4, ACC 2-1)

Atlantic Coast Conference Champion
Head Coach: Willie Scroggs
 Penn State. W . .13-6
 at Syracuse L . .9-14
 Adelphi#. W . .16-9
 at Loyola# L . .10-11
 Franklin & Marshall . . . W . .20-9
 Radford& W . .25-7
 Dartmouth& W . .23-5
 Maryland W . .12-7
 at Johns Hopkins. W . .11-6
 Virginia. L . .13-14
 Duke. W . .26-13
 Maryland^ W . .12-5
 at Virginia^ W . .10-6
 Pennsylvania. W . .15-5
 Harvard*. W . .18-3
 Syracuse@ L . .10-21
Total Goals243-141
 ^Atlantic Coast Conference Tournament
 *NCAA Quarterfinals
 @NCAA Semifinals (Piscataway, N.J.)

1991 (16-0, ACC 3-0)
NCAA Division I & Atlantic Coast Conference Champions
Head Coach: Dave Klarmann
 at Radford. W . . .29-4
 Penn State. W . . .15-3
 Syracuse. W . . .10-3
 Adelphi. W . . .19-8
 at Duke. W . . .15-6
 at Maryland. W . . . 8-6
 Johns Hopkins. W . . .11-6
 at Virginia. W . . .11-10
 Villanova&. W . . .24-5
 Stony Brook&. W . . .19-2
 at Duke^ W . . .11-8
 Maryland^ W . . .18-8
 at Pennsylvania. W . . .15-11
 Loyola*. W . . .11-9
 at Syracuse@ W . . .19-13
 Towson+. W . . .18-13
Total Goals 253-115
 ^Atlantic Coast Conference
 Tournament (Durham, N.C.)
 *NCAA Quarterfinal Game
 @NCAA Semifinal Game
 +NCAA Championship Game
 (Syracuse, N.Y.)

1992 (12-3, ACC 3-0)
Atlantic Coast Conference Champion
Head Coach: Dave Klarmann
 Radford. W . . .26-3
 at Mt. St. Mary's. W . . .20-5
 at Syracuse L . . .10-15
 at Loyola. L . . . 6-7
 Princeton. W . . . 9-8
 Maryland. W . . .15-13
 at Johns Hopkins. W . . .14-8
 Virginia. W . . .14-9
 Duke. W . . . 9-8
 Michigan State&. W . . .18-8
 Villanova&. W . . .18-7
 Virginia^ W . . .14-5
 at Maryland^ W . . .11-10
 Brown*. W . . .16-10
 Princeton@ L . . .14-16
Total Goals 214-132
 ^Atlantic Coast Conference
 Tournament (College Park, Md.)
 *NCAA Quarterfinal Game
 @NCAA Semifinal Game
 (Philadelphia, Pa.)

1993 (14-2, ACC 2-1)
Atlantic Coast Conference Champion
Head Coach: Dave Klarmann
 Mt. St. Mary's&. W . . .15-4
 Stony Brook&. W . . .18-3
 Syracuse. W . . .14-10
 Penn State. W . . .25-3
 Loyola. W . . .17-8
 at Princeton. W . . . 7-5
 at Maryland. W . . .12-6
 VMI W . . .27-6
 Johns Hopkins. W . . .14-9
 at Virginia (OT). L . . .12-13
 at Duke. W . . .13-9
 Duke^ W . . .13-6

at Maryland^ W . . .18-10
 Army*. W . . .14-5
 Johns Hopkins@. W . . .16-10
 Syracuse+ L . . .12-13
Total Goals 247-120
 ^Atlantic Coast Conference
 Tournament (College Park, Md.)
 *NCAA Quarterfinal Game
 @NCAA Semifinal Game (College Park, Md.)
 +NCAA Championship Game
 (College Park, Md.)

1994 (10-5, ACC 2-1)
Atlantic Coast Conference Champion
Head Coach: Dave Klarmann
 at Syracuse L . . .10-17
 at Loyola. L . . .12-14
 Army W . . .16-10
 Princeton# L . . . 9-16
 Dartmouth. W . . .21-9
 Duke. W . . .23-9
 Maryland W . . .12-7
 at Johns Hopkins. W . . .11-9
 Virginia. L . . . 6-16
 Penn State% W . . .16-8
 at VMI W . . .15-4
 Maryland^ W . . . 8-7
 at Virginia^ W . . .15-7
 at Stony Brook W . . .14-4
 Virginia*. L . . .10-12
Total Goals 198-149
 ^Atlantic Coast Conference
 Tournament (Charlottesville, Va.)

1995 (9-7, ACC 1-2)
Head Coach: Dave Klarmann
 Notre Dame W . . .11-8
 Radford. W . . .21-5
 Loyola (OT) L . . .12-13
 Lehigh (3 OT). W . . .12-11
 Princeton# L . . . 8-9
 Ohio State. W . . .20-3
 at Maryland. L . . .12-13
 at Duke. W . . .13-8
 Johns Hopkins. L . . . 9-13
 at Virginia L . . .12-15
 Butler W . . .21-5
 VMI W . . .26-8
 Maryland^ W . . .14-9
 Duke^ L . . . 6-14
 at Stony Brook W . . .14-6
 at Loyola\$ L . . .11-17
Total Goals 222-157
 ^Atlantic Coast Conference
 Tournament (Chapel Hill, N.C.)

1996 (12-5, ACC 2-1)
Atlantic Coast Conference Champion
Head Coach: Dave Klarmann
 Radford. W . . .24-4
 Navy. W . . .24-7
 Penn State. W . . .18-9
 at Loyola. W . . .12-9
 Lehigh. W . . .17-8
 Princeton# L . . . 9-16
 Duke L . . .10-11
 Maryland W . . .17-16

at Johns Hopkins L . . . 8-9
 Virginia. W . . .19-18
 at Notre Dame. W . . .11-10
 at Butler W . . .16-7
 at VMI W . . .23-3
 Duke^ W . . .18-8
 at Virginia^ W . . .13-11
 at Hofstra. L . . . 9-10
 Syracuse* L . . .12-19
Total Goals 260-175
 ^Atlantic Coast Conference
 Tournament
 \$NCAA Quarterfinals (Piscataway, N.J.)

1997 (6-7, ACC 0-3)
Head Coach: Dave Klarmann
 Butler W . . .11-5
 at Navy L . . .12-13
 Loyola. W . . .17-11
 at Duke L . . . 7-8
 Princeton. L . . . 9-10
 at Maryland (OT). L . . .12-13
 Johns Hopkins. L . . . 7-15
 at Virginia L . . . 5-20
 Radford. W . . .16-3
 Delaware. W . . .21-7
 at VMI W . . .22-2
 at Virginia^ L . . .13-17
 at Hofstra W . . .10-4
Total Goals 162-130
 ^Atlantic Coast Conference
 Tournament

1998 (7-8, ACC 0-3)
Head Coach: Dave Klarmann
 Butler L . . .12-13
 Navy. W . . .17-7
 at Loyola. W . . .12-6
 Duke L . . . 9-13
 at Princeton L . . .10-18
 Maryland. L . . .11-12
 Dartmouth. W . . .17-10
 at Johns Hopkins L . . . 9-16
 Virginia. L . . . 4-15
 at Delaware. W . . .14-12
 Maryland^ L . . . 8-13
 UMBC W . . .11- 8
 at Stony Brook W . . .13-7
 at Ohio State. W . . .18-5
 Duke\$ L . . .14-16
Total Goals 179-171
 ^ACC Tournament (at UVa);
 \$NCAA Tournament (at UMass)

1999 (6-9, ACC 1-2)
Head Coach: Dave Klarmann
 Colgate W . . .17-8
 Butler (at Duke) W . . .12-11
 at Navy L . . . 6-8
 Pennsylvania L . . . 7-14
 at Air Force. W . . .18-5
 at Denver W . . . 7-4
 Princeton (OT) W . . .10-9
 at Maryland. L . . . 7-13
 Johns Hopkins. L . . .12-21
 at Virginia L . . .14-17
 at Duke. W . . .10-9
 at UMBC. L . . .13-14
 at Delaware L . . .16-18

Duke^ L . . . 7-9
 Loyola. L . . . 7-10
Total Goals 163-170
 ^Atlantic Coast Conference
 Tournament (at UNC)

2000 (8-6, ACC 0-3)
Head Coach: Dave Klarmann
 Fairfield W . . .12-11
 Butler W . . .13-7
 Navy (OT) W . . .11-10
 Delaware. W . . . 8-7
 Pennsylvania. W . . .13-6
 Ohio State. W . . .13-8
 at Duke L . . . 8-13
 Maryland. L . . . 9-10
 at Johns Hopkins L . . . 8-10
 Virginia. L . . . 7-13
 UMBC W . . .15-9
 Virginia (2OT)^ L . . .16-17
 at Hofstra. L . . .12-20
 Lehigh. W . . .11-10
Total Goals 156-151
 ^Atlantic Coast Conference
 Tournament (College Park, Md.)

2001 (6-6, ACC 1-2)
Head Coach: John Haus
 Fairfield W . . .12-7
 Bucknell# L . . . 4-9
 at Navy. W . . .11-10
 at Delaware. W . . .13-4
 Butler W . . .12-10
 Duke L . . . 8-11
 at Maryland. L . . . 7-11
 Johns Hopkins. L . . . 4-12
 at Virginia. W . . . 7-5
 at UMBC. L . . .10-11
 Duke^ L . . . 9-11
 Pfeiffer W . . .27-7
Total Goals 124-108
 #at Loyola College, Baltimore, Md.
 ^Atlantic Coast Conference
 Tournament (Orlando, Fla.)

LEGEND FOR ALL-TIME SCORES
 #Regular-Season Neutral Site or Tournament
 %Regular-Season Neutral Site or Tournament
 &NationsBank/Triangle Lacrosse Classic
 ^Atlantic Coast Conference Tournament
 \$NCAA First-Round Game
 *NCAA Quarterfinal Game
 @NCAA Semifinal Game
 +NCAA Championship Game
 ~Victory by Forfeit

AAA

Aburn, Barney 1985-88
 Aburn, Dan 1979-82
 Acee, Mike 1989-91, 93
 Adams, Thurston 1964-66
 Aitkin, Peter 1968-70
 Alexander, Henry 1973
 Allen, David 1973
 Allen, Jamie 1981-82
 Almassy, Dane 1999-2001
 Alsup, Jack 2000-01
 Andrews, Dan 1983
 Anselmo, Peter 2000-01
 Arab, Alex 1981 (M)
 Arnold, Douglas 1974
 Atkeson, Jon 1994
 Atstupenas, Eliot 1982
 Austin, James 1979-80
 Ayscue, Edwin 1954
 Azeke, Robert 1988-91

BBB

Baker, Julie 1991-92 (M)
 Baker, Richard 1953-54
 Balch, Timothy 1965-67
 Barker, Charles 1976
 Barkley, Newton 52-54
 Basil, John 1979-82
 Baver, Kenneth 1972
 Beard, Ryan 1996-99
 Beatty, Alfred 1950-51
 Bedell, Joe 1989-92
 Bell, James 1950-52
 Bell, Kyle 2000-01
 Bell, Tim 1993 (M)
 Beran, Robin 73-74, 76
 Betty, Everett 1971
 Bicksier, William 66-68
 Bischoff, Jim 1964-66
 Blindenbacher, Kris 1999-2001
 Boak, Jeffrey 1969
 Bogan, Thomas 1976
 Bohan, George 1973 (M)
 Bond, James 1979, 1982
 Bowe, Michael 1973
 Bowen, Arthur 1981-84
 Bowman, Justin 1996-99
 Braddish, Keith 80, 83-84
 Brame, Robert 1950 (M)
 Brand, Peter 1969
 Breitenecker, Roland 1987-89
 Breschi, Chuck 1990, 1992-94
 Breschi, Joe 1987-90
 Brimer, Crystal 1994, 96
 Brooks, William 1968-69
 Brown, Brooks 1994-97
 Brown, Kristi 1987 (M)
 Brown, Ted 1985-88
 Browne, George 1969
 Browning, William, Jr. 1975
 Bryant, Timothy 1975, 1977-78
 Bryant, Alfred 1953
 Buczek, Jim 1989-92
 Bulkley, Scott 1992-95
 Bundy, Graham 1988-91
 Burch, Daniel 1975-78
 Burnett, Michael 80-83
 Burns, Gary 1979-82
 Burrell, Joseph 1953

CCC

Caldwell, Hamlin 1950
 Caldwell, Tim 1977 (M)
 Callan, John 1967-68

Cambell, Kevin 1976-79
 Carey, Brendan 1993-96
 Carey, Jeremy 1997-99
 Carey, Tom 1998-99
 Cattonar, John 2001
 Chamberlin, Cliff 1999
 Chane, Peyton 2000-01
 Classes, Taylor 1983-86
 Cococcia, Susan 1980-82
 Codd, Rick 1991-92
 Coker, Brad 2001
 Colbert, Robert 1953 (M)
 Cole, David 1951, 1953
 Collins, Dan 1998-99
 Collins, Jude 1993-96
 Conlin, Edward 1985
 Conrad, Laura 1993 (M)
 Cornish, Robin 1991-92
 Cox, Alfred 1973-74
 Cox, Daniel 1975-78
 Cox, Greg 1982-85
 Cox, Randy 1981-84
 Cox, Robert 1972-74
 Cox, Robert B. 1995
 Cox, Scott 1987, 1989
 Crawford, Jim 1983-85
 Crawford, Rich 1984-87
 Crofton, Matt 1997-2000
 Crohn, Max 1954
 Crosby, Ray 1981-84
 Crothers, Jock 1975
 Culpepper, Anthony 1964-65
 Cutts, Fred 1951

DDD

Damon, Ryan 1998-2001
 D'Andraia, Rocco 1994-95
 Danko, Paul 1981-83
 Darden, William 1950
 Daughtridge, John 1973
 Daves, Lyell 1950-51
 Davies, Paul 1977-80
 Davis, Michael 1952
 Davy, Brett 1985-88
 Davy, Ralph 1976-79
 Daye, Billy 1990-93
 Debnam, William 1950-51
 Deering, Spencer 1994-97
 DeMatteo, Brian 1975-76
 Dell'Olivo, Peter 1998-2001
 Dobson, Ben 2000-01
 Dolan, John 1990-93
 Donato, John 1974-77
 Donaton, Justin 1995-98
 Donnelly, Dan 1989-92
 Dooley, John 1974-77
 Doyle, Dan 1994
 DuBose, Jere 1953
 Duffy, Dave 2001
 Dunkerton, Andy 1987-90
 Durham, Norman 1950
 Durkee, Kyle 1992-95
 D'Urso, Robert 1998-2001

EEE

Edgar, James 1965-66
 Einstein, Arthur 1954
 Ellington, Stewart 1964
 Elliot, Joseph 1969 (M)
 Elsner, Robert 1989
 Emory, John 1965-66
 Ernst, Walter 1951-53
 Ervin, James 1951
 Estes, Chris 1984-85

FFF

Farnsworth, Sidney 1970
 Federico, Tom 1978-81
 Felter, Wilson 1991-94
 Fett, Bert 1973-75
 Fields, Jack 1950-52
 Fierro, Doug 1975-78
 Fisher, Paul 1970
 Fiske, Bruce 1977-78
 Fitzpatrick, Paul 1986-89
 Floyd, Lewis 1952-53
 Foley, Daniel 1977-78
 Ford, Mac 1982-85
 Forrence, Sharon 1979 (M)
 Fox, Jon 1994-97
 Francis, Hunter 1978-80
 Frank, Clinton 1969
 Frank, Richard 1967
 Fraser, Donald 1973-74
 Freeman, Ernest 1970
 Frew, Kevin 2001
 Friedman, Charles 1952-53
 Fritts, Andrew 1995-96
 Fuller, John 1964-65
 Fuller, Steven 1968-69
 Funderburk, Charles 1977-80

GGG

Galgano, Chris 1986-89
 Garber, Greg 1979-81 (M)
 Garrison, Austin 2000-01
 Gavitt, Corey 1986-89
 Geddy, Vern 1976-79
 George, Arthur 1977-78
 Gilbert, Randolph 1975-78
 Gilhuley, Steve 1989-92
 Gillespie, Ian 1970
 Gilligan, Kevin 1982-84
 Gilmore, William 1950-51
 Gilner, David 1994-95
 Godwin, Mary 1985-87 (M)
 Goldstein, Dennis 1987, 1989-91
 Gordon, Stephen 1976
 Gormsen, Bobby 1998-2001
 Gosier, Tim 1999-2001
 Grassi, Temple 1967-69
 Graver, Peter 1966-68
 Greenbaum, Arthur 1950-51
 Greenbaum, Jesse 1950
 Greene, Ousmane 1993-95
 Griffin, Morris 1964
 Griswold, Kevin 1979-82
 Grohovac, Carlo 1986-89
 Grose, David 1987-89
 Gussenhoven, John 1967-69

HHH

Hall, Chris 1993-94
 Hall, Doug 1980-82
 Hall, Jamie 1993
 Hamachek, John 1968-71
 Hammer, Mac 1997-98, 2000-01
 Harden, Boyd 1984-85, 1987-88
 Harden, Graham 1988-91
 Harden, Holmes 1990-93
 Hardenbergh, Frank 1964
 Hargis, David 1982-84
 Harkness, Jarron 1996-99
 Harrall, Richard 1952-53
 Harris, Clint 1992
 Hasslinger, Craig 1988-91
 Hauff, Rob 1996-99
 Haus, John 1980-83

Haus, Kevin 1985-88
 Haus, Tom 1983-84, 1986-87
 Hayes, Webb 1995-98
 Haynsworth, Hugh 1953-54
 Hazelhurst, Paul 1982-83
 Heard, Thomas 1969
 Hein, Chris 1985, 1987-88
 Herbert, John 1981-82
 Hernandez, Alan 1979 (M)
 Heron, John 1969
 Herr, Stuart 1977 (M)
 Herrick, Jordan 1997-2000
 Higgins, Kelly 1985-87 (M)
 Hill, Monty 1978-81
 Hilmer, Cash 1984-87
 Hizzey, Sean 1999-2001
 Hollis, Robert 1974
 Homire, Jeff 1980-83
 Hooper, Sean 1991
 Hooper, Lawrence 1972-74
 Howard, James 1970, 72
 Howard, J.B. 1982-85
 Howe, Daniel 1964-66
 Howerton, Tim 1977 (M)
 Hubbard, Joe 2001
 Hubbard, John 1965-66
 Hueglin, Rusty 1982
 Huff, Steve 1986-87, 1989-90
 Hughes, John 1950-52
 Hursh, Paul 1952

III

Iason, John 1969
 Inderfurth, Karl 1966-67

JJJ

Jackson, Pat 1999-2001
 Johnsen, Martha 1978-79 (M)
 Johnson, Earl 1952-54
 Johnston, Bill 1987-89
 Jonas, Andy 1999-2001
 Jones, Bobby 1979, 1981-83
 Jones, James 1972-74
 Jones, John 1994 (M)
 Jones, Wilbur 1953-54
 Joyner, William 1954

KKK

Kaufman, Arnold 1951-52
 Keenan, Joe 1995-96
 Kelly, Bryan 1988-91
 Kelly, David 1986-89
 Kenan, James 1967
 Kiersted, Christopher 1969
 King, Dean 1982-83
 Klarmann, Dave 1975-76
 Klinker, Brian 1964
 Koester, James 1983-86
 Kohart, Brett 1996-99
 Kohart, Ryan 1995-98
 Kohler, Jesse 2001
 Kozel, Mike 1996-97-98
 Kramer, Peter 1968-70
 Kroll, Kristine 1989-92 (M)
 Krisulevicz, Dain 1990
 Krivenak, Michael 1973-75
 Krone, Max, 1954
 Kruse, Travis 1998
 Kull, Matt 1998-99
 Kupchak, Gregory 1976

LLL

Langhoff, Gregg 1991-94
 Larkin, Andrew 2000-01

<p>Laspisa, Vinny 1993 (M) Lassiter, Robert 1970-71 Lattimore, Judd 1997-98, 2001 Lawn, Kevin 1998 Leader, Zach 1999-2000 Ledwith, Bruce 1970-73 Lehrman, Gary 1991-94 Lenotti, Pete 1984-86 Leonard, Robert 1979 Levine, George 1950 Levy, Dan 1990-93 Lewis, Hunter 1997-2000 Lewis, Ken 1976 (M) Light, James 1964 Linker, Robert 1952-54 Lohse, Jody 1988-90 (M) Lowe, John 1986-89 Lucarelli, John 1997-98 Lucas, Andrew 2001 Lukowski, Steve 1981-82 Lynch, Daniel 1950 Lynch, Grant 1950 Lynch, John 1978-79</p> <p>MMM Maher, Todd 1997-2000 Maier, Mike 1995-98 Malm, Robert 1972-74 Manekin, Jon 1999-2001 Manekin, Robert 1969-70 Manley, John 1976 Mann, Elizabeth 1989 (M) Mann, Steve 1972 (M) Manning, Kirk 1950 Marks, Donald 1964 Maroney, Thomas 1980 Marsh, Gilbert 1951 (M) Martel, Steve 1982-85 Martin, Alex 1990-93 Martin, Chase 1997-2000 Martin, Joseph 1974 Martinello, Terry 1980-81,83-84 Massey, Scott 1998 Matthai, Louis 1976-79 Matthews, Brooks 1988-91 Matthews, Richard 1972 Mayer, Chip 1987-90 McCambridge, Harry 1984-87 McCarthy, Ralph 1964 McColl, Hugh, 1954 McCorkle, John 1967-69 McElduff, Todd 1997-99 McFarlin, Kevin 1986 McKenzie, Glenn 1972-74 McNamara, Dan 1987-88 (M) McNaughton, John 1967-69 McNichol, Donnie 1990-93 Meade, Richie 1972 Mehm, Brian 1994-97 Mehm, Kevin 1997-2000 Meiners, John 1971 Melamerson, Michael 1979-81 Messinger, Roy 1979-82 Miller, Joel 1999-2001 Miller, Kenneth 1974-75 Miller, Peter 1973-75 Millspaugh, Ted 1980-82 Moister, Peter 1966-67 Moffatt, Bart 1990-93 Moore, Clyde 1964 Moritz, Randy 1989-92 (M) Morrison, Robert 1965-67 Mueller, Chris 1978-81 Muir, Steve 1991-93</p>	<p>Muller, Chandler 1964-65 Murchison, John 1950-51 Murphy, John 1983-84 Murphy, Lisa 1984 (M) Murphy, Peter 1994-97 Murray, Terry 1979-80 Myers, Larry 1976-79</p> <p>NNN Nash, Thomas 1971 Ness, Bill 1980-83</p> <p>OOO O'Callaghan, Craig 1986-89 O'Hara, John 2000-01 Okabayashi, Tim 1997 Oliver, Russell 1964 Olmert, Pat 1986-89 Oudemool, Todd 1989</p> <p>PPP Paglino, Joe 2001 Paradine, Greg 1990-93 Parker, Jeff 1964-65 Parks, Jack 1954 Patrick, Bailey 1954 Patton, Oliver 1969 Pedersen, Lars 1987-90 Pendergraft, Will 1996-97 Pennington, Phil 2001 Perdue, Steve 2000-01 Perry, Geoffrey 1967-68 Perry, Justin 1994-95 Pessagno, Matt 2001 Petersen, Victor 1966-67 (M) Peterson, Harper 1968-70 Phillips, Mark 1993-96 Pillsbury, Richard 1952-53 Pierce, Brandon 2000-01 Pirozzi, Nick 1987 Post, John 1974-75, 1977 Price, Scott 1986-89 Price, Tim 1992, 1994-96</p> <p>RRR Rabil, Matt 1999-2001 Rainwater, Matt 1997 Ransome, Percy 1969-70 Rapp, Daniel 1973-74 Redfern, Neill 1988-89 Reed, Justin 2000-01 Reichardt, Kevin 1994 Reid, Michelle 1994, 1996 (M) Reid, Walter 1964 Reider, Horace 1965-67 Rice, Brian 1981-84 Roadman, Larry 1966-68 Rogers, K. Craig 1978-80 Roper, George 1976 Rosenberg, Richard 1974 Roszkowski, Jeff 1995-96 Rothermel, Patty 1974 (M) Russell, Robby 1983, 1985-86 Ryan, Matt 1994</p> <p>SSS Sadler, Hermie 1988 (M) Sanchez, Gary 1973-75 Sanders, Jason 1993-96 Sapirstein, Adam 1978 Sargent, Joseph 1950-51 Sartorio, Steven 1974-77 Sasser, Phillip, Jr. 1971 Saunders, Jeb 1983-84</p>	<p>Schattner, Steve 1990-93 Schline, Don 1995 Schoenfish, Beth 1982, 1984-85 (M) Schreiner, David 1970-73 Schreiber, Steve 1991-92, 1994-95 Scott, William 1969 Scully, David 1997-98 Sears, Tom 1980-83 Seipp, Raymond 1968-71 Seivold, Gary 1984-87 Seivold, Joey 1983-85, 1987 Seivold, Johnny 2001 Semac, Jackie 1996 (M) Seremet, Eric 1989-92 Sharretts, Doug 1988-89 Sheehan, Timothy 1977-78 Shillinglaw, Bob 1972-74 Shimaitis, T.J. 1990-93 Shortino, Mike 1995-98 Sims, Hunter 1998-2001 Sill, Mike 1997 Silvers, Howard 1954 Slingluff, Robert 1972-74 Smart, Cindy 1979-81 (M) Smart, Margaret 1984 (M) Smith, Andy 1981-84 Smith, Murrell 1964 Smith, Sherwood 1954 Smyth, Jeffrey 1970 Solter, John 1995-96 Sommaripa, Nicholas 1977 Sonke, Jeff 1998-2001 Sowell, James 1950-51 Speers, Jon 1991, 1994 Speers, Steve 1990-93 Spiegel, William 1950 Spooner, John 1954 Stahl, John 1985-86 Staines, Ronnie 2001 Stangl, Mark 1977-80 Stanley, Harvey 1964-66 Steidle, Brett 1977-80 Steidle, Ward 1981-84 Stenersen, Steve 1979-82 Stevenson, James 1975-76 Stewart, Samuel 1966 Stigliano, Anthony 1973-76 Stoelker, Charles 1978 Stokes, Thomas 1952-54 Storey, Connor 1979 (M) Storch, Kirt 1984-87 Stringer, Dan 2001 Strong, Frank 1950-51 Strudwick, Lewis 1950-51 Styron, Douglas 1953 Sully, Thomas 1953 Sutton, Martin 1975-77 Swasey, John 1965-67 Sweeney, Darren 1992-94, 96 Szczypinski, Jeff 1989, 91 Szczypinski, John 1986-89</p> <p>TTT Talty, Peter 1973 Taylor, David 2000 Taylor, Harold 1950-51 Tettlebach, Fred 1953-54 Thayer, Thomas 1964-65 Thomas, James 1973-74 Thomas, Michael 1988-89, 1991-92 Threshie, John 1974-75, 77 Tiernan, Michael 1969-72 Tobin, Rob 1994-96 Trimble, Stephen 1953-54</p>	<p>Trotter, Chris 1994-97 Truesdell, Paul 1969-72 Tucker, Arthur 1969 Tummiello, Mark 1986-89 Tummiello, Mike 1983-86 Turnbull, Merrill 1994-97 Tyler, Alfred 1964</p> <p>UUU Ulfelder, Bill 1987-89 Ursano, Tony 1984-87</p> <p>VVV Vamos, Greg 1986-89 Venier, Thomas 1976-77 Verhoeff, William 1969-70 Voelkel, Brent 1981-84 Voelkel, Peter 1980-83 Voelkel, Tim 1977-80 Volckmann, Eric 1995-98 Volker, Bob 1977-80 Volker, Stephen 1974-77</p> <p>WWW Wade, Jason 1993-96 Wade, Ryan 1991-94 Waino, John 1964 Walden, Kenneth 1968 Walger, Michael 1990 Walker, Chris 1984-87 Walker, Joseph 1953 Walker, Walter 1954 Walters, Gary 1980-82, 84 Walters, Karen 1982, 84-85 Walsh, Billy 1995-98 Ward, John 1965-67 Watson, Chad 1986-87, 89 Webster, John 1990-93 Weinstein, Chuck 1973-76 Weintraub, Dan 1981, 83-85 Welsh, Pat 1985-88 Welsh, Tim 1984-85, 87-88 Wheatley, Donald 1971 White, Bowen 2000-01 White, Wray 1972 (M) Whitmore, Edward 1954 Wilkins, Eric 1994-97 Will, Steven 2000-01 Williams, Peter 1964-66 Wilson, Kiely 1996-98 Wingate, David 1980-83 Wingate, Paul 1975-78 Winius, Walter 1950-51 Winston, James 1953 Wolfsheimer, Louis 1952 Wood, Robert 1967-68 Woody, Walter 1952 (M) Worstell, Paul 1975-78 Wyker, Ken 1980-83</p> <p>YYY Yeatman, Donald 1976 Yevoli, Joe 1977-78 Yingling, David 1975-77</p> <p>ZZZ Zimmerman, Frank 1975 Zimmerman, Lance 2001</p>
--	--	---	---

SINGLE GAME RECORDS

Most Goals Scored in a Game

32 vs. Virginia Tech, 4-16-77
29 vs. Ohio State, 3-25-89
29 vs. Radford, 3-2-91
27 vs. N.C. State, 3-28-74
27 vs. VMI, 3-31-93
27 vs. Pfeiffer, 4-26-2001

Most Goals Scored in a Quarter

13 vs. Virginia Tech, 4-16-77 (2nd)

Most Goals Scored in a Half

22 vs. N.C. State, 3-28-74 (1st Half)

Most Goals Allowed in a Game

25 vs. Maryland, 4-20-64
23 vs. Yale, 4-3-52
23 vs. Maryland, 4-7-78
21 vs. Maryland, 4-29-67
21 vs. Syracuse, 5-26-90
21 vs. Johns Hopkins, 4-3-99

Largest Margin of Victory in a Game

28 vs. Ohio State, 3-25-89
27 vs. Virginia Tech, 4-16-77
25 vs. N.C. State, 3-28-74
25 vs. Radford, 3-2-91
23 vs. Georgia Tech, 3-29-80
23 vs. Radford, 2-29-92

Largest Margin of Defeat in a Game

22 vs. Yale, 4-3-52
22 vs. Maryland, 4-20-64
18 vs. Maryland, 4-30-66
18 vs. Maryland, 4-29-67
18 vs. Maryland, 4-4-73

Fewest Goals Allowed in a Game

0 vs. Duke, 5-9-64
0 vs. Towson State, 3-26-70
0 vs. Georgia Tech, 3-29-80
1 vs. Amherst, 4-15-53
1 vs. Roanoke, 3-21-73
1 vs. Fairleigh Dickinson, 4-19-73
1 vs. William & Mary, 4-19-75
1 vs. C.W. Post, 5-7-88
1 vs. Ohio State, 3-25-89

Fewest Goals Scored in a Game

0 vs. Delaware, 4-2-49
0 vs. Williams, 4-4-50
0 vs. Virginia, 5-10-50
0 vs. Baltimore, 5-12-50
0 vs. Maryland, 4-30-66

Most Goals Scored in an ACC Game

27 vs. N.C. State, 3-28-74
26 vs. Duke, 4-21-90
24 vs. Duke, 4-21-76
23 vs. N.C. State, 3-12-75
23 vs. Duke, 3-23-94

Largest Margin of Victory in an ACC Game

25 vs. N.C. State, 3-28-74
20 vs. Duke, 4-21-76
17 vs. Duke, 4-12-81
15 vs. Duke, 5-13-70
15 vs. N.C. State, 3-28-73
15 vs. N.C. State, 3-12-75
15 vs. N.C. State, 3-17-76

Most Shots Taken in a Game

90 vs. Radford, 2-25-96
84 vs. Stony Brook, 4-21-91
83 vs. UMBC, 4-16-83
83 vs. VMI, 3-31-93
81 vs. Duke, 4-21-90

Most Ground Balls in a Game

106 vs. Washington & Lee, 4-23-83
105 vs. Pennsylvania, 3-8-87
104 vs. Radford, 3-2-91
103 vs. Towson State, 3-17-84
100 vs. UMBC, 4-16-83

Most Faceoffs Won in a Game

32 vs. Virginia, 4-6-96
31 vs. Duke, 4-21-90
31 vs. VMI, 3-31-93
26 vs. Maryland, 3-23-96
25 vs. Ohio State, 3-25-89
25 vs. Dartmouth, 3-20-94
24 vs. Delaware, 4-18-99
24 vs. Pfeiffer, 4-26-2001

Most Penalties in a Game

15 vs. Virginia, 4-30-83
14 vs. N.C. State, 4-28-79
14 vs. Baltimore, 5-13-82
14 vs. Mount Saint Mary's, 3-4-92
13 vs. Washington & Lee, 5-10-52
13 vs. Roanoke, 4-10-76
13 vs. Towson State, 3-22-80
13 vs. Adelphi, 3-28-82
13 vs. Washington & Lee, 4-24-82
13 vs. Cornell, 5-22-82
13 vs. Syracuse, 3-10-90
13 vs. Navy, 3-2-96

Most Saves in a Game

44 vs. Maryland, 5-7-65
35 vs. Yale, 4-3-52
33 vs. Washington & Lee, 5-10-52
30 vs. Maryland, 4-28-69
29 vs. Dartmouth, 4-7-53
29 vs. Fairleigh Dickinson, 4-15-70

SEASON RECORDS

Most Victories in a Season

16 in 1991 (16-0)

Best Season Winning Percentage

1.000 in 1981 (12-0), 1982 (14-0) and 1991 (16-0)

Most Goals Scored in a Season

260 in 1996 (17 games)

Most Goals Scored Per Game

16.67 in 1981 (200 goals in 12 games)

Fewest Goals Allowed in a Season

58 in 1979 (7 games)

Fewest Goals Allowed Per Game in a Season

5.58 in 1988 (67 goals in 12 games)

Most Goals Allowed in a Season

175 in 1996 (17 games)

Most Goals Allowed Per Game in a Season

13.5 in 1964 (81 goals in 6 games)

Most Shots Taken in a Season

906 in 1990 (16 games) and in 1991 (16 games)

Most Saves in a Season

300 in 1973 (17 games)

Most Assists in a Season

172 in 1996 (17 games)

Most Points in a Season

432 in 1996 (17 games)

Most Extra-Man Goals Scored in a Season

42 in 1991 (16 games)

Best Extra-Man Success Percentage in a Season

.586 in 1985 (41 of 70)

Most Penalties in a Season

135 in 1982 (14 games)

Most Penalty Minutes in a Season

110 in 1996 (134 penalties)

Most Faceoffs Won in a Season

309 in 1996 (492 chances)

Best Faceoff Percentage in a Season

.671 in 1993 (283 of 422)

Most Ground Balls in a Season

1,170 in 1989 (18 games)

Best Team Clear Percentage in a Season

.905 in 1988 (325 of 359)

Most Turnovers in a Season

516 in 1989 (18 games)

Most Takeaways in a Season

579 in 1989 (18 games)

SINGLE GAME RECORDS

Most Points in a Game

11 by Bruce Ledwith vs. East Carolina, 4-1-73 (2 goals, 9 assists)
11 by Spencer Deering vs. Delaware, 4-12-97 (5 goals, 6 assists)
10 by Harper Peterson vs. Duke, 5-13-70 (7 goals, 3 assists)
10 by Ray Seipp vs. Duke, 5-13-70 (5 goals, 5 assists)
10 by Mac Ford vs. Adelphi, 4-21-84 (8 goals, 2 assists)
9 by Ray Seipp vs. Roanoke, 4-18-70 (1 goal, 8 assists)
9 by Bruce Ledwith vs. UMBC, 4-1-72 (3 goals, 6 assists)
9 by Bruce Ledwith vs. Duke, 4-26-72 (1 goal, 8 assists)
9 by Bruce Ledwith vs. Randolph-Macon, 3-29-73 (3 goals, 6 assists)
9 by Bert Fett vs. William & Mary, 4-20-74 (6 goals, 3 assists)
9 by Joe Yevoli vs. Penn State, 4-9-77 (5 goals, 4 assists)
9 by Doug Hall vs. Maryland, 4-5-80 (6 goals, 3 assists)
9 by Michael Burnett vs. N.C. State, 5-2-81 (4 goals, 5 assists)
9 by Mac Ford vs. Duke, 4-11-84 (5 goals, 4 assists)
9 by Dennis Goldstein vs. Radford, 3-2-91 (5 goals, 4 assists)

Most Goals Scored in a Game

8 by Mac Ford vs. Adelphi, 4-21-84
8 by Jason Wade vs. Maryland, 3-23-96
7 by Dick Harrall vs. Norfolk Naval Air Station, 4-26-52
7 by Jeff Parker vs. Virginia, 3-30-65
7 by Harper Peterson vs. Bucknell, 3-27-69
7 by Harper Peterson vs. Duke, 5-13-70
7 by Bert Fett vs. Washington College, 4-22-74

Best Shooting Percentage in a Game

1.000 by Jason Wade vs. Maryland, 3-23-96 (8 goals on 8 shots)

Most Assists in a Game

9 by Bruce Ledwith vs. East Carolina, 4-1-73
8 by Ray Seipp vs. Roanoke, 4-18-70
8 by Bruce Ledwith vs. Duke, 4-26-72
7 by Merrill Turnbull vs. Radford, 4-8-97
6 by Bruce Ledwith vs. Dartmouth, 3-23-72
6 by Bruce Ledwith vs. UMBC, 4-1-72
6 by Bruce Ledwith vs. Baltimore, 3-23-73
6 by Bruce Ledwith vs. Randolph, 3-29-73
6 by Spencer Deering vs. Loyola, 3-8-97
6 by Spencer Deering vs. Delaware, 4-12-97

Most Saves in a Game

44 by Harvey Stanley vs. Maryland, 5-7-65
34 by Peter Kramer vs. Maryland, 5-13-68
33 by Lew Floyd vs. Washington & Lee, 5-10-

52
30 by Peter Kramer vs. Maryland, 4-28-69
29 by Lew Floyd vs. Dartmouth, 4-7-53
29 by Peter Kramer vs. Fairleigh Dickinson, 4-2-70

Most Ground Balls in a Game

15 by Michael Burnett vs. N.C. State, 5-2-81
15 by Todd Oudemool vs. Towson State, 5-17-89
15 by Jude Collins vs. Duke, 4-23-95
15 by Jude Collins vs. Virginia, 4-6-96
14 by Jude Collins vs. Maryland, 3-23-96

Most Faceoffs Won in a Game

22 by Todd Oudemool vs. Towson, 5-13-89
18 by Ryan Damon vs. Delaware, 4-11-99
17 by Jude Collins vs. Virginia, 4-6-96
16 by Steve Stenersen vs. N.C. State, 4-27-80
16 by Todd Oudemool vs. Duke, 4-29-89
15 by Bob Jones vs. Virginia, 4-30-83
15 by Steve Gilhuley vs. Brown, 5-16-92
15 by Jude Collins vs. Maryland, 3-23-96

SEASON RECORDS

Most Points in a Season

81 by Bruce Ledwith, 1973

Most Goals Scored in a Season

47 by Dennis Goldstein, 1991

Most Assists in a Season

47 by Bruce Ledwith, 1973

Most Shots Taken in a Season

138 by Dennis Goldstein, 1991

Most Points by a Freshman in a Season

45 by John Webster, 1990

Most Goals by a Freshman in a Season

32 by Robin Beran, 1973

Most Assists by a Freshman in a Season

21 by Pat Welsh, 1985

Most Saves in a Season

252 by Dave Schreiner, 1973

Most Ground Balls in a Season

160 by Jude Collins, 1996

Most Takeaways in a Season

95 by Graham Harden, 1991

Most Faceoffs Won in a Season

145 by Jude Collins, 1996

Best Faceoff Percentage in a Season

(Minimum 50 Faceoffs Taken)
.740 by Donnie McNichol, 1993 (108 of 146)

Highest Goalkeeper Save Percentage

(Minimum 100 Saves)

.709 by Barney Aburn, 1988

Most Points Per Game in a Season

5.9 by Jeff Parker, 1965

Most Goals Per Game in a Season

4.1 by Jeff Parker, 1965

Most Assists Per Game in a Season

2.8 by Bruce Ledwith, 1973

Most Saves Per Game in a Season

20.0 by Harvey Stanley, 1965 (140 saves in 7 games)

Most Ground Balls Per Game

9.41 by Jude Collins, 1996 (160 ground balls in 17 games)

CAREER RECORDS

Most Points in a Career

204 by Bruce Ledwith, 1970-73

Most Goals Scored in a Career

128 by Bert Fett, 1972-75

Most Assists in a Career

119 by Bruce Ledwith, 1970-73

Most Saves in a Career

629 by Tom Sears, 1980-83

Most Ground Balls in a Career

412 by Jude Collins, 1993-96

Most Takeaways in a Career

218 by Jon Fox, 1994-97

Most Faceoffs Won in a Career

429 by Jude Collins, 1993-96

Highest Career Goalkeeper Save Pct.

(Minimum 250 Saves)
.663 by Pat Olmert, 1986-89



Mac Ford's eight goals against Adelphi on April 21, 1984 shares the school record for goals in a game.

CAREER STATISTICAL LEADERS

Most Points in a Career

Name, Years Played	G	A	Pts
1. Bruce Ledwith (1970-73)	.85	.119	.204
2. Bert Fett (1972-75)	.128	.64	.192
3. Michael Burnett (1980-83)	.84	.106	.190
3. Dennis Goldstein (1987-91)	.108	.82	.190
5. John Webster (1990-93)	.109	.79	.188
6. Merrill Turnbull (1994-97)	.101	.78	.179
7. Mac Ford (1982-85)	.111	.61	.172
8. Brendan Carey (1993-96)	.78	.83	.161
8. Chase Martin (1997-2000)	.98	.63	.161
10. Jeff Sonke (1998-2001)	.102	.55	.157

Most Goals Scored in a Career

Name, Years Played	Goals
1. Bert Fett (1972-75)	.128
2. Mac Ford (1982-85)	.111
3. John Webster (1990-93)	.109
4. Dennis Goldstein (1987-91)	.108
5. Jeff Sonke (1998-2001)	.102
6. Merrill Turnbull (1994-97)	.101
7. Harper Peterson (1968-70)	.99
8. Chase Martin (1997-2000)	.98
9. Jason Wade (1993-96)	.95
10. Ryan Wade (1991-94)	.91



Jeff Sonke finished his career fifth in goal scoring.

Most Assists in a Career

Name, Years Played	Assists
1. Bruce Ledwith (1970-73)	.119
2. Michael Burnett (1980-83)	.106
3. Brendan Carey (1993-96)	.83
4. Dennis Goldstein (1987-91)	.82
5. John Webster (1990-93)	.79
6. Merrill Turnbull (1994-97)	.78
7. Spencer Deering (1994-97)	.77
8. Bert Fett (1972-75)	.64
9. Chase Martin (1997-2000)	.63
9. Matt Crofton (1997-2000)	.63

Most Saves in a Career

Name, Years Played	Saves
1. Tom Sears (1980-83)	.629
2. Dave Schreiner (1971-73)	.621
3. Barney Aburn (1985-88)	.467
4. Larry Myers (1977-79)	.443
5. Lew Floyd (1952-53)	.429

Most Ground Balls in a Career

Name, Years Played	Ground Balls
1. Jude Collins (1993-96)	.412
2. Ryan Wade (1991-94)	.323
3. Joey Seivold (1983-87)	.307
4. Chris Walker (1984-87)	.299
5. Gary Seivold (1984-87)	.293

Most Takeaways in a Career

Name, Years Played	Takeaways
1. Jon Fox (1994-97)	.218
2. Graham Harden (1988-91)	.214
3. Peter Murphy (1994-97)	.192
4. Todd Maher (1997-2000)	.179
4. Greg Paradine (1990-93)	.168

Most Faceoffs Won in a Career

Name, Years Played	Faceoffs
1. Jude Collins (1993-96)	.429
2. Ryan Damon (1998-2000)	.337
3. Jason Sanders (1993-96)	.298
4. Steve Gilhuley (1989-92)	.248
5. Ted Brown (1985-88)	.228
5. Steve Stenersen (1979-82)	.228

Best Goalkeeper Save Percentage in a Career

Name, Years Played	Pct.
1. Pat Olmert (1986-89)	.663
2. Tim Mealey (1982-85)	.659
3. Barney Aburn (1985-88)	.650
4. Tom Sears (1980-83)	.645
5. Chuck Weinstein (1973-76)	.619

Minimum of 250 Saves

BEST SINGLE SEASON PERFORMANCES

Most Points in a Season

Player, Year	Points
1. Bruce Ledwith, 1973	.81
2. Dennis Goldstein, 1991	.75
3. Bruce Ledwith, 1972	.64
4. Mac Ford, 1985	.63
5. Dennis Goldstein, 1990	.62
5. Brendan Carey, 1996	.62

Most Goals Scored in a Season

Player, Year	Goals
1. Dennis Goldstein, 1991	.47
2. Jason Wade, 1996	.45
3. Bert Fett, 1974	.43
4. Mac Ford, 1985	.42
5. David Wingate, 1982	.40

Most Assists in a Season

Player, Year	Assists
1. Bruce Ledwith, 1973	.47
2. Bruce Ledwith, 1972	.45
3. Brendan Carey, 1996	.40
4. Michael Burnett, 1981	.31
4. Dennis Goldstein, 1990	.31

Most Shots Taken in a Season


Player, Year	Shots
1. Dennis Goldstein, 1991	.138
2. Jason Wade, 1996	.125
3. Jeff Sonke, 2001	.121
4. Jeff Sonke, 1999	.119
5. Dennis Goldstein, 1990	.117

Most Saves in a Season

Player, Year	Saves
1. Dave Schreiner, 1973	.252
2. Dave Schreiner, 1972	.228
3. Lew Floyd, 1952	.218
4. Brooks Brown, 1996	.216
5. Lew Floyd, 1953	.211

Most Ground Balls in a Season

Player, Year	Ground Balls
1. Jude Collins, 1996	.160
2. Jude Collins, 1995	.130



Jude Collins finished his Carolina career as the all-time faceoff leader.

3. Donnie McNichol, 1993	.109
4. Ryan Wade, 1993	.106
5. Ryan Wade, 1994	.99

Most Takeaways in a Season

Player, Year	Takeaways
1. Graham Harden, 1991	.95
2. Paul Fitzpatrick, 1989	.83
2. Greg Paradine, 1993	.83
4. Jon Fox, 1996	.79
5. Darren Sweeney, 1996	.72

Most Faceoffs Won in a Season

Player, Year	Faceoffs
1. Jude Collins, 1996	.145
2. Jude Collins, 1995	.130
3. Donnie McNichol, 1993	.108
4. Steve Stenersen, 1981	.104
5. Jason Sanders, 1995 & 1996	.102

Best Faceoff Percentage in a Season

Player, Year	Pct.
1. Donnie McNichol, 1993	.740
2. Jude Collins, 1996	.678
3. Jude Collins, 1995	.677
4. Ryan Wade, 1993	.667
5. Jude Collins, 1994	.661

Minimum 50 faceoffs taken

Best Single Season Save Percentage

Player, Year	Pct.
1. Barney Aburn, 1988	.709
2. Tim Mealey, 1984	.692
3. Dave Schreiner, 1973	.678
4. Tom Sears, 1981	.675
5. Larry Myers, 1977	.663

Minimum 100 Saves

Turnbull Trophy

Most Valuable Player

1970--Peter Kramer, Goalkeeper
1971--Ray Seipp, Attackman
1972--Paul Truesdell, Defenseman
1973--Bruce Ledwith, Attackman
1974--Bert Fett, Attackman
1975--Chuck Weinstein, Goalkeeper
1976--Dave Klarmann, Defenseman
1977--Randy Gilbert, Midfielder
1978--Doug Fierro, Defenseman
1979--Ralph "Rip" Davy, Defenseman; Larry Myers, Goalkeeper
1980--Kevin Griswold, Midfielder
1981--Peter Voelkel, Midfielder
1982--John Haus, Defenseman
1983--Peter Voelkel, Midfielder
1984--Tim Mealey, Goalkeeper
1985--Mac Ford, Attackman
1986--Tom Haus, Defenseman
1987--Tom Haus, Defenseman
1988--Barney Aburn, Goalkeeper
1989--Paul Fitzpatrick, Defenseman
1990--Joe Breschi, Defenseman
1991--Dennis Goldstein, Attackman; Graham Harden, Defenseman
1992--Jim Buczek, Midfielder; Alex Martin, Defenseman
1993--Donnie McNichol, Midfielder, Greg Paradine, Defenseman; John Webster, Attackman
1994--Chuck Breschi, Defenseman; Ryan Wade, Midfielder
1995--Steve Schreiber, Defenseman
1996--Jason Wade, Midfielder; Jude Collins, Midfielder
1997--Merrill Turnbull, Attackman.
1998--Todd Maher, Defenseman
1999--Jeremy Carey, Midfielder; Justin Bowman, Midfielder
2000--Jeff Sonke, Attackman
2001--Jeff Sonke, Attackman; Bobby Gormsen, Defenseman

The Needham Unsung Hero Award

Sometimes the most essential people are those who gain the least attention

1977--Steve Volker, Goalkeeper
1978--Tim Bryan, Defenseman
1979--Vern Geddy, Midfielder
1980--Terry Murray, Defenseman
1981--Chris Mueller, Attackman
1982--John Basil, Midfielder; Dan Aburn, Attackman
1983--Bill Ness, Midfielder
1984--Andy Smith, Midfielder
1985--Steve Martel, Midfielder
1986--Taylor Classen, Defenseman
1987--Chris Walker, Defenseman
1988--Paul Fitzpatrick, Defenseman
1989--Craig O'Callaghan, Defenseman
1990--Steve Huff, Midfielder
1991--Bryan Kelly, Defenseman
1992--Robin Cornish, Midfielder
1993--Holmes Harden, Defenseman; Steve Speers, Attackman
1994--Gregg Langhoff, Attackman
1995--Merrill Turnbull, Attackman
1996--Mark Phillips, Attackman
1997--Jon Fox, Defenseman
1998--Mike Maier, Midfielder
1999--Rob Hauff, Defenseman

2000--Todd Maher, Defenseman
2001--Hunter Sims, Defenseman

The Jay Gallagher Award as the Outstanding Freshman Player

An individual who highly valued friendship, work, humor and the idea of team

1979--Kevin Griswold, Midfielder; Gary Burns, Defenseman
1980--John Haus, Defenseman
1981--Randy Cox, Defenseman
1982--Mac Ford, Attackman
1983--Joey Seivold, Midfielder
1984--Gary Seivold, Attackman; Chris Walker, Defenseman
1985--Ted Brown, Midfielder; Kevin Haus, Midfielder
1986--Mark Tummillo, Attackman
1987--Scott Cox, Midfielder
1988--Michael Thomas, Attackman; Graham Harden, Defenseman
1989--Jim Buczek, Midfielder
1990--John Webster, Attackman
1991--Ryan Wade, Midfielder
1992--Darren Sweeney, Defenseman
1993--Jude Collins, Jason Wade, Middies 1994--Jon Fox, Peter Murphy, Defense
1995--Ryan Kohart, Defenseman; Mike Maier, Midfielder
1996--Justin Bowman, Midfielder
1997--Todd Maher, Defenseman
1998--Jeff Sonke, Attackman
1999--Joel Miller, Midfielder
2000--Steven Will, Midfielder; Austin Garrison, Midfielder
2001--Ronnie Staines, Defenseman

The Holmes Harden, Sr. Memorial Award (Most Ground Balls)

In honor of people who cherish the fight as much as the outcome

1979--Larry Turkheimer, Midfielder
1980--Peter Voelkel, Midfielder
1981--Tom Sears, Goalkeeper
1982--Tom Sears, Goalkeeper
1983--Randy Cox, Defenseman
1984--Joey Seivold, Midfielder
1985--Boyd Harden, Defenseman
1986--Gary Seivold, Attackman; Tom Haus; Chris Walker, Defense
1987--Joey Seivold, Midfielder
1988--Paul Fitzpatrick, Defenseman
1989--Paul Fitzpatrick, Defenseman
1990--Craig Hasslinger, Midfielder
1991--Graham Harden, Defenseman
1992--Jim Buczek, Midfielder
1993--Donnie McNichol, Midfielder
1994--Ryan Wade, Midfielder
1995--Jude Collins, Midfielder
1996--Jude Collins, Midfielder
1997--Mac Hammer, Midfielder
1998--Todd Maher, Defenseman
1999--Bobby Gormsen, Defenseman
2000--Ryan Damon, Midfielder
2001--Mac Hammer, Midfielder

Service to Carolina Lacrosse Award

1981--Greg Garber, Team Manager
1982--Jack and Jackie Basil, Parents
1983--Barbara Pedersen, Program Supporter

1984--Kip and Vickie Ward, Program Supporters
1985--Karen Waters and Beth Schoenfish, Managers; Judy Clark secretary
1986--Dave and Julia Klarmann, Assistant Coach and Wife
1987--Dan and Sharon Hooker, Team Trainer and Wife
1988--Bert and Anne Haus, Parents
1989--Dave Lohse, Sports Information Director
1990--Spencer and Bettie Ann Everett, Program Supporters
1991--Willie Scroggs, Former Head Coach 1992--Danny and Kris Fox, Program Supporters
1993--Janice Hilliard, Academic Advisor
1994--Sue Klapper, Admissions Office
1995--Gary Burns, Games Operations
1996--Ken and Sharon Wade, Parents
1997--Howard and Sandy Fox, Parents; Steve Stenersen, Peter Voelkel, David Wingate, Alumni
1998--Mick & Linda Maier; Jim & Lynn Turnbull, Parents
1999--Rob Schneider, Head Lacrosse Trainer

The Dan Andrews Sportsmanship Award

For those who never relinquish the desire to play and motivate others to achieve

1986--John Stahl, Attackman
1987--Gary Seivold, Attackman
1988--Kevin Haus, Midfielder
1989--Mark Tummillo, Attackman; David Kelly, Attackman
1990--Lars Pedersen, Goalkeeper
1991--Brooks Matthews, Defenseman
1992--Dan Donnelly, Midfielder
1993--Billy Daye, Goalkeeper
1994--Rocco D'Andraia, Goalkeeper
1995--Ousmane Greene, Midfielder
1996--Peter Murphy, Defenseman
1997--Brooks Brown, Goalkeeper
1998--Jeremy Carey, Midfielder
1999--Todd Maher, Defenseman
2000--Hunter Lewis, Defenseman
2001--Austin Garrison, Midfielder

Kevin Reichardt Memorial Award Most Improved Athlete

1984--Steve Martel, Midfielder
1985--Pat McDonald, Defenseman
1986--Mike Tummillo, Attackman
1987--Ted Brown, Midfielder
1988--Joe Breschi, Defenseman
1989--Chip Mayer, Midfielder
1990--Mike Acee, Attackman
1991--Andy Piazza, Goalkeeper
1992--Steve Gilhuley, Midfielder; Greg Paradine, Defenseman
1993--Chuck Breschi, Defenseman; Gary Lehrman, Goalkeeper
1994--Wilson Felter, Attackman; Steve Schreiber, Defenseman
1995--Brendan Carey, Attackman; Jason Sanders, Midfielder
1996--Peter Murphy, Defenseman
1997--Brooks Brown, Goalkeeper
1998--Chase Martin, Attackman
1999--Bobby Gormsen, Defenseman
2000--Andy Jonas, Attackman
2001--Robert D'Urso, Goalkeeper

All-Atlantic Coast Conference Selections

1977--Joe Yevoli, First Team, Attackman; Randy Gilbert, First Team, Midfielder; Doug Fierro, First Team, Defense; Larry Myers, First Team, Goalkeeper.

1978--Doug Fierro, First Team, Defense.

1979--Larry Turkheimer, First Team, Midfielder; Ralph "Rip" Davy, First Team, Defense; Larry Myers, First Team, Goalkeeper.

1980--Kevin Griswold, First Team, Midfielder; Gary Burns, First Team, Defense.

1981--Michael Burnett, First Team, Attackman; Jeff Homire, First Team, Midfielder; Doug Hall, First Team, Midfielder; Peter Voelkel, First Team, Midfielder; Gary Burns, First Team, Defense; Tom Sears, First Team, Goalkeeper.

1982--Michael Burnett, First Team, Attackman; Kevin Griswold, First Team, Midfielder; Peter Voelkel, First Team, Defense; Tom Sears, First Team, Goalkeeper.

1983--Michael Burnett, First Team, Attackman; Peter Voelkel, First Team, Midfielder; Randy Cox, First Team, Defense; John Haus, First Team, Defense.

1984--Mac Ford, First Team, Attackman; Andy Smith, First Team, Midfielder; Joey Seivold, First Team, Midfielder; Randy Cox, First Team, Defense; Tom Haus, First Team, Defense.

1985--Mac Ford, First Team, Attackman; Gary Seivold, First Team, Attackman; Joey Seivold, First Team, Midfielder; Steve Martel, First Team, Midfielder; Chris Walker, First Team, Defense; Boyd Harden, First Team, Defense; Tim Mealey, First Team, Goalkeeper.

1986--Tom Haus, First Team, Defense.

1987--Pat Welsh, First Team, Midfielder; Tom Haus, First Team, Defense.

1988--Ted Brown, First Team, Midfielder; Tim Welsh, First Team, Midfielder; Boyd Harden, First Team, Defense; Barney Aburn, First Team, Goalkeeper.

1989--Neill Redfern, First Team, Attackman; Chip Mayer, First Team, Midfielder; Joe Breschi, First Team, Defense; Paul Fitzpatrick, First Team, Defense.

1990--Dennis Goldstein, First Team, Attackman; Jim Buczek, First Team, Midfielder; Joe Breschi, First Team, Defense.

1991--Dennis Goldstein, First Team, Attackman; Dan Donnelly, First Team, Midfielder; Graham Harden, First Team, Defense; Andy Piazza, First Team, Goalkeeper.

1992--John Webster, First Team, Attackman; Jim Buczek, First Team, Midfielder; Dan Donnelly, First Team, Midfielder; Alex Martin, First Team, Defense; Greg Paradine, First Team, Defense.

1993--Steve Speers, First Team, Attackman; John Webster, First Team, Attackman; Holmes Harden, First Team, Midfielder; Donnie McNichol, First Team, Midfielder; Ryan Wade, First Team, Midfielder; Alex Martin, First Team, Defense; Greg Paradine,



Midfielder Ryan Wade was the Atlantic Coast Conference Player of the Year in both 1993 and 1994.

First Team, Defense.

1994--Chuck Breschi, First Team, Defense; Ryan Wade, First Team, Midfielder.

1995--Steve Schreiber, First Team, Defense.

1996--Jude Collins, First Team, Midfielder; Jason Wade, First Team, Midfielder; Peter Murphy, First Team, Defense.

1998--Justin Bowman, First Team, Midfielder.

1999--Justin Bowman, First Team, Midfielder.

2000--Jeff Sonke, First Team, Attackman; Bobby Gormsen, First Team, Defense.

2001--Jeff Sonke, First Team, Attackman; Bobby Gormsen, First Team, Defense.

Atlantic Coast Conference Player of the Year

Michael Burnett, Attackman, 1981

Tom Sears, Goalkeeper, 1982

Randy Cox, Defense, 1984

Mac Ford, Attackman, 1985

Graham Harden, Defense, 1991

Alex Martin, Defense, 1992

Ryan Wade, Midfielder, 1993

Ryan Wade, Midfielder, 1994

Jason Wade, Midfielder, 1996

ACC Tournament Most Valuable Player

Michael Thomas, Attackman, 1989

Joe Breschi, Defense, 1990

Dennis Goldstein, Attackman, 1991

John Webster, Attackman, 1992

Dan Levy, Attackman, 1993

Rocco D'Andraia, Goalkeeper, 1994

Brooks Brown, Goalkeeper, 1996

Atlantic Coast Conference Coach of the Year

Willie Scroggs, 1988

Dave Klarmann, 1991

Dave Klarmann, 1993

Dave Klarmann, 1994

Dave Klarmann, 1996

Atlantic Coast Conference Rookie of the Year

Jim Buczek, Midfielder, 1989

Jeff Sonke, Attackman, 1998

All-ACC Tournament Selections

1992--Billy Daye, First Team, Goalkeeper; Alex Martin, First Team, Defense; Ryan Wade, First Team, Midfielder; John Webster, First Team, Attackman.

1993--Dan Levy, First Team, Attackman; Alex Martin, First Team, Defense; Greg Paradine, First Team, Defense; Steve Speers, First Team, Attackman; Ryan Wade, First Team, Midfielder; John Webster, First Team, Attackman.

1994--Chuck Breschi, First Team, Defense; Rocco D'Andraia, First Team, Goalkeeper; Gregg Langhoff, First Team, Attackman; Jason Wade, First Team, Midfielder; Ryan Wade, First Team, Midfielder.

1995--Jude Collins, First Team, Midfielder; Rocco D'Andraia, First Team, Goalkeeper; Merrill Turnbull, First Team, Attackman; Jason Wade, First Team, Midfielder.

1996--Jason Wade, First Team, Midfielder; Brooks Brown, First Team, Goalkeeper; Mark Phillips, First Team, Attackman; Jon Fox, First Team, Defense; Jude Collins, First Team, Midfielder; Brendan Carey, First Team, Attackman.

1997--Merril Turnbull, First Team, Attackman.

1998--Justin Bowman, First Team, Midfielder.

1999--Justin Bowman, First Team, Midfielder.

2000--Austin Garrison, Midfielder.

2001--Bobby Gormsen, Defense

First Team All Americas

1951--Nick Sowell, Goalkeeper
1968--Harper Peterson, Attackman Peter Kramer, Goalkeeper
1969--Harper Peterson, Attackman, Peter Kramer, Goalkeeper
1970--Harper Peterson, Attackman, Peter Kramer, Goalkeeper
1980--Kevin Griswold, Midfielder
1981--Michael Burnett, Attackman, Tom Sears, Goalkeeper
1982--Michael Burnett, Attackman, Jeff Homire, Midfielder; Peter Voelkel, Midfielder, Tom Sears, Goalkeeper; John Haus, Defenseman
1983--Peter Voelkel, Midfielder
1984--Joey Seivold, Midfielder; Tom Haus, Defenseman
1985--Mac Ford, Attackman; Joey Seivold, Midfielder
1986--Tom Haus, Defenseman
1987--Tom Haus, Defenseman
1988--Boyd Harden, Defenseman
1990--Joe Breschi, Defenseman
1991--Dennis Goldstein, Attackman; Graham Harden, Defense; Andy Piazza, Goalkeeper
1992--Jim Buczek, Midfielder; Alex Martin, Defenseman
1993--Ryan Wade, Midfielder; Alex Martin, Defenseman; Greg Paradine, Defenseman
1994--Ryan Wade, Midfielder
1996--Jude Collins, Midfielder; Jason Wade, Midfielder

Second Team All Americas

1968--John McCorkle, Defenseman
1969--John McCorkle, Defenseman
1970--Paul Truesdell, Defenseman
1971--Paul Truesdell, Defenseman
1973--Bruce Ledwith, Attackman
1974--Burt Fett, Attackman
1976--Dave Klarmann, Defenseman
1981--Gary Burns, Defenseman; Peter Voelkel, Midfielder
1983--Michael Burnett, Attackman; David Wingate, Attack; Randy Cox, Defenseman, John Haus, Defenseman
1984--Mac Ford, Attackman; Randy Cox, Defenseman
1986--Pat Welsh, Attackman



Jason Wade was the last Tar Heel lacrosse player to earn first team All-America honors doing so in the midfield in 1996.

1988--Tim Welsh, Midfielder
1989--Neill Redfern, Attackman
1991--Jim Buczek, Midfielder; Dan Donnelly, Midfielder
1992--Ryan Wade, Midfielder
1993--John Webster, Attackman; Donnie McNichol, Midfielder
1996--Peter Murphy, Defenseman
2000--Jeff Sonke, Attackman
2001--Jeff Sonke, Attackman

Third Team All Americas

1965--Jeff Parker, Attackman
1966--Harvey Stanley, Goalkeeper
1972--Paul Truesdell, Defenseman
1977--Joe Yevoli, Attackman
1981--Kevin Griswold, Attackman
1982--David Wingate, Attackman; Gary Burns, Defenseman
1983--Tom Sears, Goalkeeper
1985--Tim Mealey, Goalkeeper, Boyd Harden, Defenseman
1986--Gary Seivold, Midfielder
1987--Gary Seivold, Attackman
1988--Kevin Haus, Midfielder
1989--Paul Fitzpatrick, Defenseman
1990--Dennis Goldstein, Attackman
1992--John Webster, Attackman
1994--Chuck Breschi, Defenseman
1995--Jude Collins, Midfielder

Honorable Mention All Americas

1953--Lew Floyd, Goalkeeper
1973--Dave Schreiner, Goalkeeper
1975--Burt Fett, Attackman; John Donato, Midfielder
1976--Tom Venier, Attackman; John Donato, Midfielder; Randy Gilbert, Midfielder; Bill MacGowan, Midfielder
1977--Randy Gilbert, Midfielder; Larry Myers, Goalkeeper
1978--Ralph "Rip" Davy, Defenseman; Bruce Fisk, Midfielder
1979--Larry Turkheimer, Midfielder; Larry Myers, Goalkeeper
1980--Michael Burnett, Attackman; Peter Voelkel, Midfielder; Gary Burns, Defenseman, Terry Murray, Defenseman
1981--Jeff Homire, Midfielder
1982--Kevin Griswold, Midfielder; Jamie Allen, Defenseman; Randy Cox, Defenseman
1983--Joey Seivold, Midfielder
1984--Gary Seivold, Attackman; Tim Mealey, Goalkeeper
1985--Gary Seivold, Attackman; Pat Welsh, Attackman; Steve Martel, Midfielder; Chris Walker, Defenseman
1986--Barney Aburn, Goalkeeper; Rob Russell, Midfielder; Chris Walker, Defenseman
1987--Joey Seivold, Midfielder; Kevin Haus, Midfielder
1988--Neill Redfern, Attackman; Ted Brown, Midfielder; Paul Fitzpatrick, Defenseman, Barney Aburn, Goalie
1989--Joe Breschi, Defenseman
1990--Steve Huff, Midfielder; Chip Mayer, Midfielder
1991--Craig Hasslinger, Midfielder; Bryan Kelly, Defenseman
1992--Greg Paradine, Defenseman; Michael Thomas, Attack
1993--Steve Speers, Attackman; Holmes Harden, Midfielder; Chuck Breschi, Defenseman
1994--Jude Collins, Midfielder; Jason Wade, Midfielder
1995--Steve Schreiber, Defenseman, Jason Wade, Midfielder
1996--Merrill Turnbull, Attackman; Jon Fox, Defenseman
1997--Merrill Turnbull, Attackman; John Fox, Defenseman
1998--Justin Bowman, Midfielder; Todd Maher, Defenseman
1999--Justin Bowman, Midfielder; Jeff Sonke, Attackman
2000--Todd Maher, Defenseman
2001--Bobby Gormsen, Defenseman

**USILA Major Award
Winners Through The
Years**

**MOST OUTSTANDING PLAY-
ER IN NCAA
DIVISION I**

**Lt. Raymond Enners Memorial
Award**

Tom Sears, Goalkeeper, 1982
Tom Haus, Defenseman, 1986
Dennis Goldstein, 1991

**OUTSTANDING MIDFIELDER
IN NCAA DIVISION I**

**Lt. Don McLaughlin, Jr.
Memorial Award**

Peter Voelkel, 1983
Jim Buczek, 1992
Ryan Wade, 1993
Jason Wade, 1996



*Tom Haus
1986 National
Player of the Year*

**OUTSTANDING DEFENSEMAN IN NCAA DIVISION I
Schmeisser Memorial Cup**

Tom Haus, 1984, 1986, 1987
Graham Harden, 1991

**OUTSTANDING GOALKEEPER IN NCAA DIVISION I
C. Markland Kelly, Jr. Memorial Award**

Peter Kramer, 1969
Tom Sears, 1981, 1982
Andy Piazza, 1991

**OUTSTANDING PLAYER IN NCAA CHAMPIONSHIP GAME
W.H. Brine Memorial Award**

Tom Sears, Goalkeeper, 1982
Gary Seivold, Attackman, 1986
Dennis Goldstein, Attackman, 1991

**NCAA DIVISION I COACH-OF-THE-YEAR
Morris Touchstone Memorial Award**

Willie Scroggs, 1981

**Carolina's USILA North-South
Game Participants Through The
Years**

Player Position

1950

Grant Lynch Defenseman

1966

Jim Bischoff Defenseman

Harvey Stanley Goalkeeper

1969

John McCorkle Defenseman

1970

Peter Kramer Goalkeeper

Harper Peterson Attackman

1971

Ray Seipp Attackman

1972

Paul Truesdell Defenseman

1973

Bruce Ledwith Attackman

1974

Dan Fraser Attackman

1975

Bert Fett Attackman

1976

Brian DeMatteo Defenseman

Dave Klarmann Defenseman

Bill MacGowan Midfielder

1977

John Donato Midfielder

Steve Sartorio Defenseman

1978

Doug Fierro Defenseman

Paul Wingate Attackman

1979

Ralph "Rip" Davy Defenseman

Larry Turkheimer Midfielder

1980

Terry Murray Defenseman

Brett Steidle Midfielder

1981

Tom Federico Midfielder

1982

Kevin Griswold Midfielder

Steve Stenersen Midfielder

1983

John Haus Defenseman

Peter Voelkel Attackman

1984

Randy Cox Defenseman

Brent Voelkel Midfielder

1985

Mac Ford Attackman

Steve Martel Midfielder

1986

James Koester Midfielder

Robby Russell Midfielder

1987

Tom Haus Defenseman

Joey Seivold Midfielder

1988

Boyd Harden Defenseman

Kevin Haus Defenseman

1989

Paul Fitzpatrick Defenseman

Pat Olmert Goalkeeper

1990

Joe Breschi Defenseman

Steve Huff Midfielder

1991

Dennis Goldstein Attackman

Graham Harden Defenseman

Andy Piazza Goalkeeper

1992

Jim Buczek Midfielder

Robin Cornish Midfielder

Dan Donnelly Midfielder

Michael Thomas Attackman

1993

Alex Martin Defenseman

Gerg Paradine Defenseman

John Webster Attackman

1994

Chuck Breschi Defenseman

Ryan Wade Midfielder

1995

Steve Schreiber Defenseman

Ousmane Greene Midfielder

Kyle Durkee Midfielders

1996

Brendan Carey Attackman

Jude Collins Midfielder

Jason Wade Midfielder

1997

Merrill Turnbull Attackman

Jon Fox Defenseman

Brooks Brown Goalkeeper

1998

Mike Maier Midfielder

1999

Justin Bowman Midfielder

Jeremy Carey Midfielder

2000

Chase Martin Attackman

Jordan Herrick Midfielder

2001

Jeff Sonke Attackman

Bobby Gormsen Defenseman

CAROLINA LACROSSE IN THE NCAA TOURNAMENT (23-16)

Year	UNC Seed	Opponent & Seed	Round	Site	Result
1976	#5	#4 Navy	Quarterfinal	Annapolis, Md.	L 9-13
1977	#7	#2 Johns Hopkins	Quarterfinal	Baltimore, Md.	L 9-16
1980	#5	#4 Navy	Quarterfinal	Annapolis, Md.	W 18-11
		#1 Virginia	Semifinal	Charlottesville, Va.	L 10-11 (2OT)
1981	#2	#7 Syracuse	Quarterfinal	Chapel Hill, N.C.	W 13-6
		#6 Navy	Semifinal	Chapel Hill, N.C.	W 17-8
		#1 Johns Hopkins	Championship	Princeton, N.J.	W 14-13
1982	#1	#8 Navy	Quarterfinal	Chapel Hill, N.C.	W 16-2
		#4 Cornell	Semifinal	Chapel Hill, N.C.	W 15-8
		#2 Johns Hopkins	Championship	Charlottesville, Va.	W 7-5
1983	#5	#4 Army	Quarterfinal	West Point, N.Y.	W 12-6
		#1 Johns Hopkins	Semifinal	Baltimore, Md.	L 9-12
1984	#5	#4 Virginia	Quarterfinal	Charlottesville, Va.	W 11-2
		#1 Johns Hopkins	Semifinal	Baltimore, Md.	L 9-14
1985	#3	#6 Brown	Quarterfinal	Chapel Hill, N.C.	W 16-14
		#2 Syracuse	Semifinal	Syracuse, N.Y.	L 13-14 (OT)
1986	#5	#4 Maryland	Quarterfinal	College Park, Md.	W 12-10
		#1 Johns Hopkins	Semifinal	Newark, Del.	W 10-9 (OT)
		#3 Virginia	Championship	Newark, Del.	W 10-9 (OT)
1987	#5	Michigan State	First Round	Chapel Hill, N.C.	W 21-5
		#4 Johns Hopkins	Quarterfinal	Baltimore, Md.	L 10-11
1988	#3	Cornell	Quarterfinal	Chapel Hill, N.C.	L 4-6
1989	#6	Towson	First Round	Chapel Hill, N.C.	W 19-8
		#3 Loyola	Quarterfinal	Baltimore, Md.	W 12-5
		#2 Johns Hopkins	Semifinal	College Park, Md.	L 6-10
1990	#4	#5 Harvard	Quarterfinal	Chapel Hill, N.C.	W 18-3
		#1 Syracuse	Semifinal	Piscataway, N.J.	L 10-21
1991	#1	#8 Loyola	Quarterfinal	Chapel Hill, N.C.	W 11-9
		#5 Syracuse	Semifinal	Syracuse, N.Y.	W 19-13
		Towson	Championship	Syracuse, N.Y.	W 18-13
1992	#2	Brown	Quarterfinal	Chapel Hill, N.C.	W 16-10
		#3 Princeton	Semifinal	Philadelphia, Pa.	L 14-16
1993	#1	#8 Army	Quarterfinal	Chapel Hill, N.C.	W 14-5
		#4 Johns Hopkins	Semifinal	College Park, Md.	W 16-10
		#3 Syracuse	Championship	College Park, Md.	L 12-13
1994	#4	#5 Virginia	Quarterfinal	Chapel Hill, N.C.	L 10-12
1995	Unseeded	#8 Loyola	First Round	Baltimore, Md.	L 11-17
1996	#4	#5 Syracuse	Quarterfinal	Piscataway, N.J.	L 12-19
1998	Unseeded	#7 Duke	First Round	Amherst, Mass.	L 14-16

CAROLINA LACROSSE IN THE ACC TOURNAMENT (15-6)

Year	UNC Seed	Opponent & Seed	Round	Site	Result
1989	#2	#3 Virginia	Semifinal	Chapel Hill, N.C.	W 7-5
		#4 Duke	Championship	Chapel Hill, N.C.	W 18-6
1990	#2	#3 Maryland	Semifinal	Charlottesville, Va.	W 12-5
		#1 Virginia	Championship	Charlottesville, Va.	W 10-6
1991	#1	#4 Duke	Semifinal	Durham, N.C.	W 11-8
		#3 Maryland	Championship	Durham, N.C.	W 18-8
1992	#1	#4 Virginia	Semifinal	College Park, Md.	W 14-5
		#2 Maryland	Championship	College Park, Md.	W 11-10
1993	#2	#3 Duke	Semifinal	College Park, Md.	W 13-6
		#4 Maryland	Championship	College Park, Md.	W 18-10
1994	#2	#3 Maryland	Semifinal	Charlottesville, Va.	W 8-7
		#1 Virginia	Championship	Charlottesville, Va.	W 15-7
1995	#3	#2 Maryland	Semifinal	Chapel Hill, N.C.	W 14-9
		#4 Duke	Championship	Chapel Hill, N.C.	L 6-14
1996	#1	#4 Duke	Semifinal	Charlottesville, Va.	W 18-8
		#3 Virginia	Championship	Charlottesville, Va.	W 13-11
1997	#4	#1 Virginia	Semifinal	Charlottesville, Va.	L 13-17
1998	#4	#1 Maryland	Semifinal	Charlottesville, Va.	L 8-13
1999	#4	#1 Duke	Semifinal	Chapel Hill, N.C.	L 7-9
2000	#4	#1 Virginia	Semifinal	College Park, Md.	L 16-17(2 OT)
2001	#3	#2 Duke	Semifinal	Orlando, Fla.	L 9-11